



SHINING DESIGN



STONEGRES

marble effect
CP COLLECTION
ETERNAL ELEGANCE

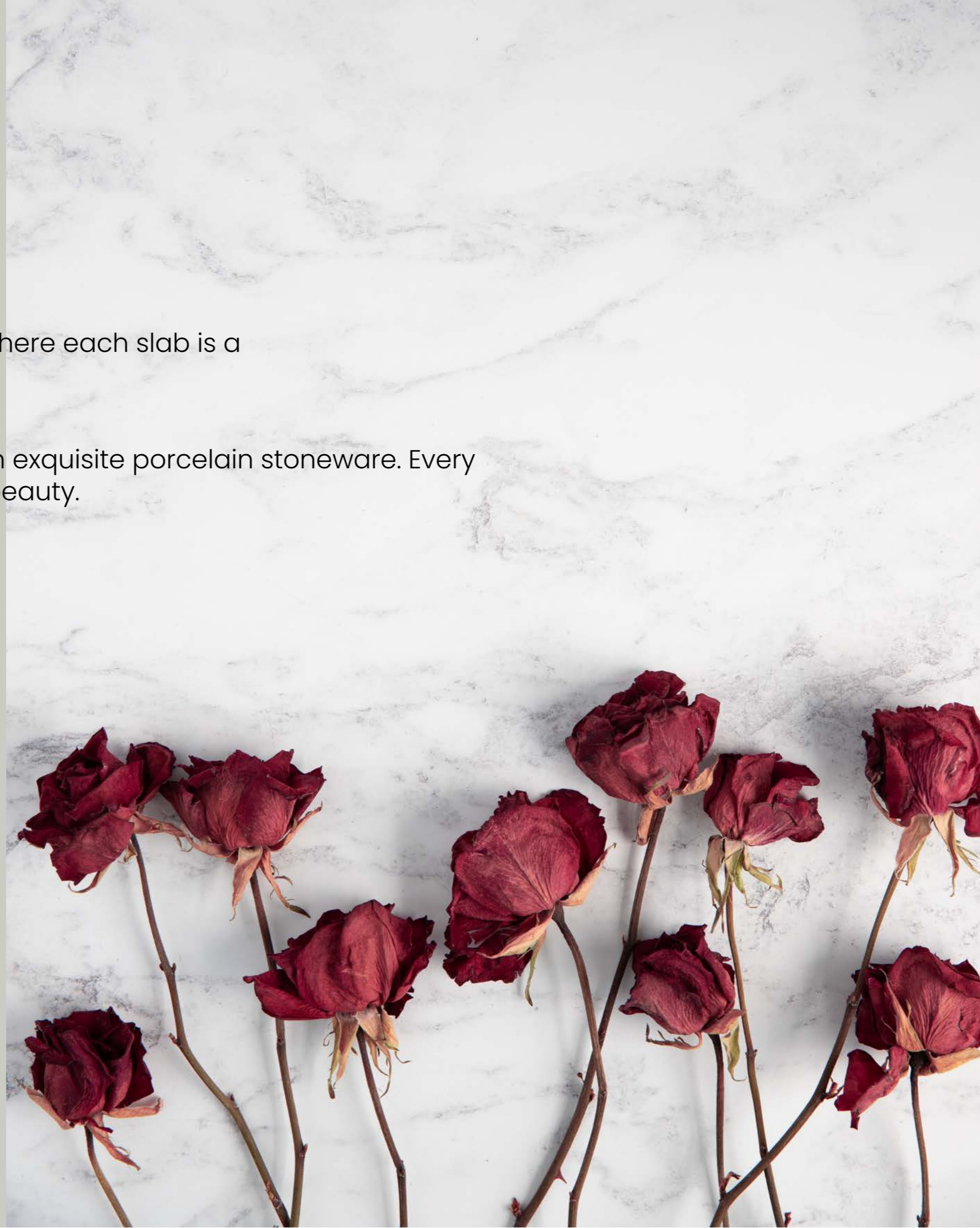
Indulge in the exquisite beauty of this collection, where each slab is a mesmerizing work of art.

Unveiling the timeless elegance of marble through exquisite porcelain stoneware. Every detail meticulously crafted to capture its natural beauty.

Finding the finest marbles and consistently reproducing them in porcelain stoneware to imitate the depth and abundance of detail and intricate veining patterns. A collection in which each slab offers all the joy of a work of art.

Seven different marble effects, two finishes, four sizes from 800x800 up to 1200x2780, as well as striking bookmatch compositions.


The enchantment of marble unwraps a world of potential compositions for interior designs.



the collection

- ◆ STATUARIO EXTRA P.4
- ◆ CALACATTA GOLD P.11
- ◆ ARABESCATO ORO P.20
- ◆ STATUARIO FANTISTICO P.26
- ◆ WHITE CRYSTAL P.32
- ◆ MYSTIC GREY P.39
- ◆ AMAZZONITE P.43
- ◆ TECHNICAL CHARACTERISTICS P.49

- *marble* effect -



statuario extra CP




calacatta gold CP




arabescato oro CP




statuario fantastico CP




white crystal CP



mystic grey CP



amazonite CP



natural R9 (nat)
polished (pol)
silk (sk)

FINISHES



9 mm
6 mm

THICKNESSES

THE ELEGANCE OF A PERFECT FINISH

Floors and walls for residential and medium-traffic public application. The polished finish is dedicated to residential floors and wall cladding subject to slight stress and not in contact with outdoor areas. The polished finish is achieved using a mechanical action, just as with stone and marble, the presence of small areas with a non-uniform shine or dots must be considered as an intrinsic feature of the material deriving from its special manufacturing.

Statuario Extra



STATUARIO EXTRA
floor 800 x 1600 pol



STATUARIO EXTRA
1200 x 2780 pol (6mm)



STATUARIO EXTRA

floor 800 x 1600 pol
wall 1200 x 2780 pol (6mm)



STATUARIO EXTRA
1200 x 2780 pol (6mm)



STATUARIO EXTRA
wall 1200 x 2780 pol (6mm)
floor 600 x 1200 pol



STATUARIO EXTRA
wall 1200 x 2780 pol (6mm)
floor 600 x 1200 pol

KIT VEIN MATCHING



UNCOMPROMISING
STATUARIO EXTRA

For an increasingly customised service, the Vein Matching Kit is available in this colour in the 1200x2780 mm, polished surface.


The kit is composed of 5 numbered slabs and sequential patterns that create a continuous vein effect.

The production process does not guarantee continuity in the design of the veining among the various pieces provided. Any misalignment between the continuous veining is to be considered an intrinsic characteristic of the product. The image shown is merely indicative; the shades and veinings of the product may be subject to variations.

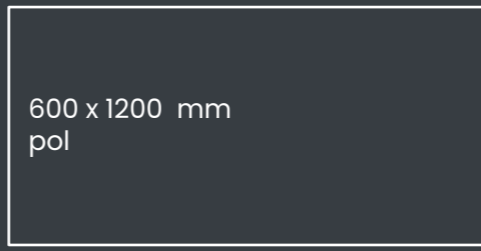
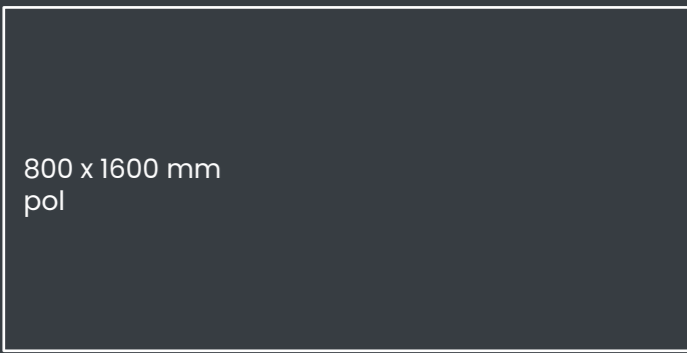
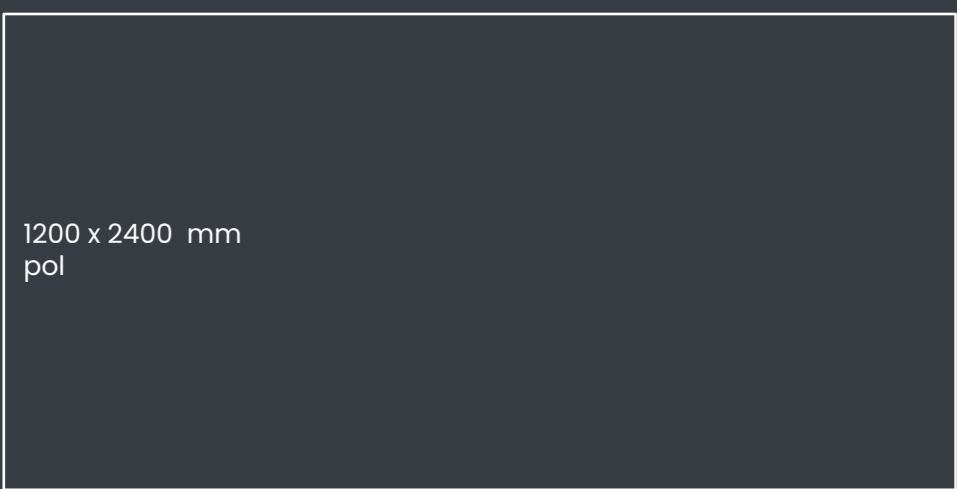
SIZES & FINISHES




9 mm




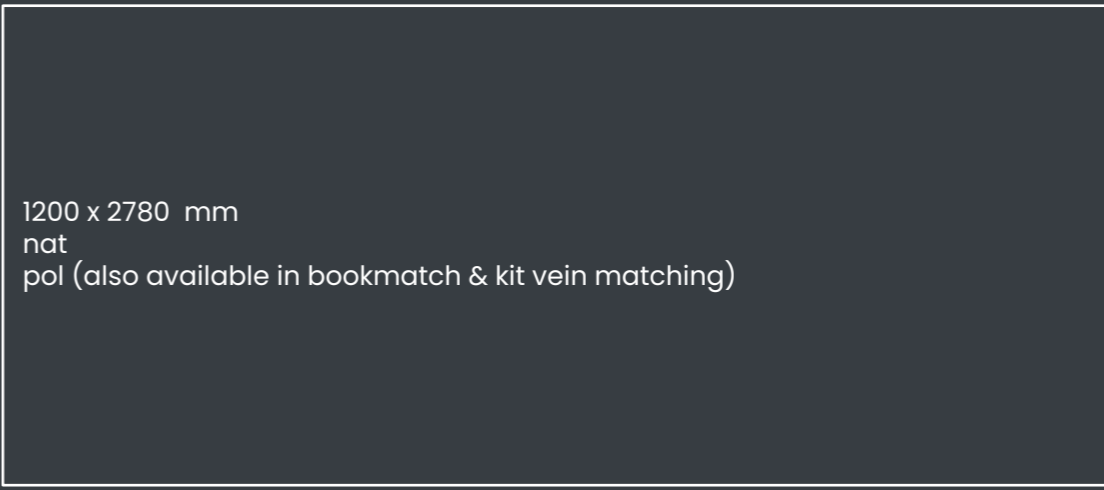
natural R9 (nat)
polished (pol)



6 mm



natural R9 (nat)
polished (pol)



300 x 300 mm
pol
mosaico 144T



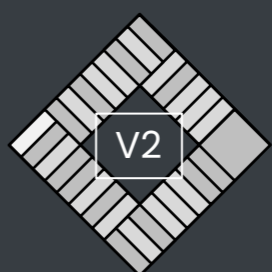
300 x 300 mm
pol
mosaico 36T



325 x 305 mm
pol
foliage



300 x 300 mm
pol
plume



Calacatta Gold

QH
Hotels

CALACATTA GOLD
1200 x 2780 pol (6mm)



CALACATTA GOLD
floor 1200 x 1200 pol
wall 1200 x 2780 pol (6mm)



CALACATTA GOLD
floor 800 x 800 pol
wall 1200 x 2780 pol (6mm bookmatch)



CALACATTA GOLD
 floor 800 x 800 pol
 wall 1200 x 2780 pol (6mm bookmatch)



CALACATTA GOLD
 floor 800 x 800 pol
 wall 1200 x 2780 pol (6mm bookmatch)



CALACATTA GOLD
floor 800 x 800 pol
wall 1200 x 2780 pol (6mm bookmatch)



CALACATTA GOLD
floor 800 x 800 pol
wall 1200 x 2780 pol (6mm bookmatch)



CALACATTA GOLD
floor 800 x 800 pol




CALACATTA GOLD
washbasin pol



CALACATTA GOLD
1200 x 1200 pol

KIT VEIN MATCHING



For an increasingly customised service, the Vein Matching Kit is available in this colour in the 1200x2780 mm, polished surface.

The kit is composed of 5 numbered slabs and sequential patterns that create a continuous vein effect.

UNFORGETTABLE
CALACATTA GOLD

The production process does not guarantee continuity in the design of the veining among the various pieces provided. Any misalignment between the continuous veining is to be considered an intrinsic characteristic of the product. The image shown is merely indicative; the shades and veinings of the product may be subject to variations.


SIZES & FINISHES




9 mm




natural R9 (nat)
polished (pol)



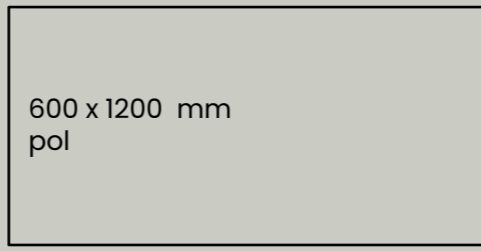
1200 x 2400 mm
pol



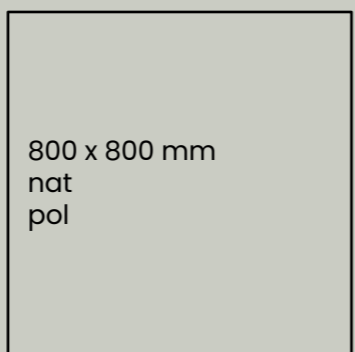
1200 x 1200 mm
pol



800 x 1600 mm
pol



600 x 1200 mm
pol



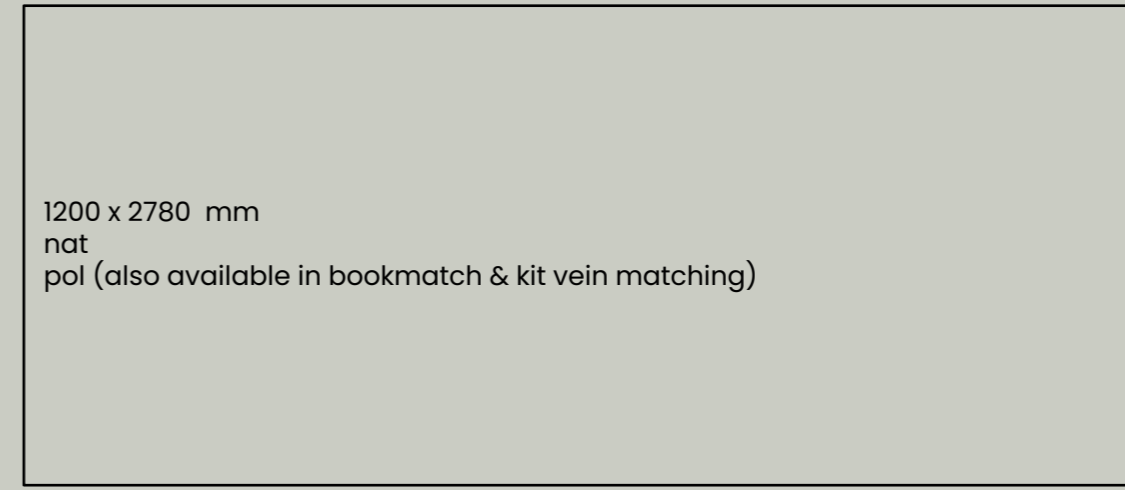
800 x 800 mm
nat
pol




6 mm



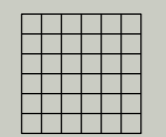
natural R9 (nat)
polished (pol)



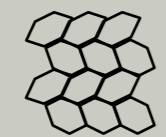
1200 x 2780 mm
nat
pol (also available in bookmatch & kit vein matching)



300 x 300 mm
pol
mosaico 144T



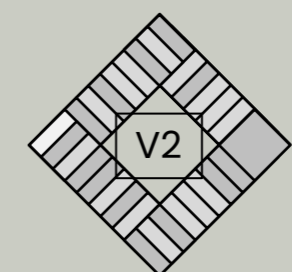
300 x 300 mm
pol
mosaico 36T



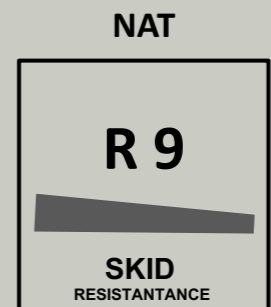
325 x 305 mm
pol
foliage



300 x 300 mm
pol
plume



V2



NAT

R 9

SKID
RESISTANCE

Arabescato Oro



ARABESCATO ORO
1200 x 1200 pol

ARABESCATO ORO
1200 x 1200 pol





ARABESCATO ORO
wall 1200 x 2780 pol (6mm)
floor 1200 x 1200 pol

ARABESCATO ORO
cube table pol



ARABESCATO ORO
cube table & wall units pol



LUSTROUS
ARABESCATO ORO

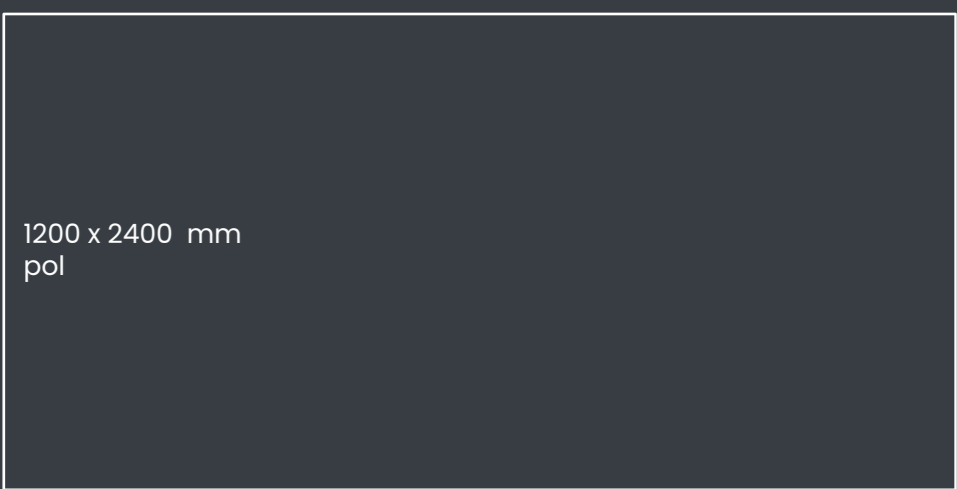
SIZES & FINISHES



9 mm



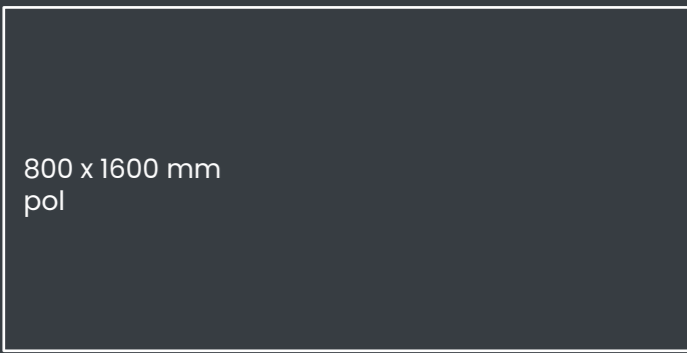
polished (pol)



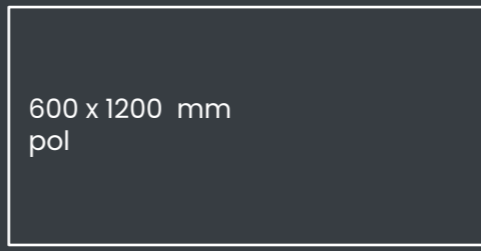
1200 x 2400 mm
pol



1200 x 1200 mm
pol



800 x 1600 mm
pol



600 x 1200 mm
pol




800 x 800 mm
pol



6 mm




natural R9 (nat)
polished (pol)



1200 x 2780 mm
nat
pol (also available in bookmatch)



300 x 300 mm
pol
mosaico 144T



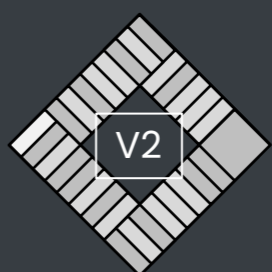
300 x 300 mm
pol
mosaico 36T



325 x 305 mm
pol
foliage



300 x 300 mm
pol
plume



Statuario Fantastico




STATUARIO FANTASTICO
wall 1200 x 2780 pol (6mm)



STATUARIO FANTASTICO
table pol

STATUARIO FANTASTICO

wall 1200 x 2780 pol (6mm)





STATUARIO FANTASTICO
basins & wall 1200 x 2780 pol (6mm)

STATUARIO FANTASTICO
basins & wall 1200 x 2780 pol (6mm)





SUPERB
STATUARIO
FANTASTICO

STATUARIO FANTASTICO
1200 x 2780 pol (6mm)

SIZES & FINISHES



9 mm




polished (pol)



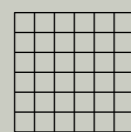
6 mm



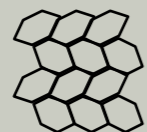
polished (pol)



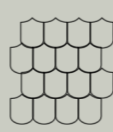
300 x 300 mm
pol
mosaico 144T




300 x 300 mm
pol
mosaico 36T



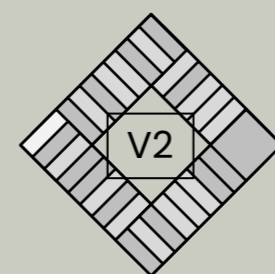
325 x 305 mm
pol
foliage



300 x 300 mm
pol
plume



1200 x 2780 mm
pol



V2

White Crystal



WHITE CRYSTAL
1200 x 1200 pol



WHITE CRYSTAL
floor 1200 x 1200 pol
wall 1200 x 2780 pol (6mm)



WHITE CRYSTAL
 floor 1200 x 1200 pol
 wall 1200 x 2780 pol (6mm)

WHITE CRYSTAL
 floor 1200 x 1200 pol
 wall 1200 x 2780 pol (6mm)





BOUTIQUE
LUXURY HOTEL

WHITE CRYSTAL
floor 1200 x 1200 pol



m a r b l e - e f f e c t

white crystal

WHITE CRYSTAL
600 x 1200 pol



WHITE CRYSTAL
600 x 1200 pol

WHITE CRYSTAL
floor 1200 x 1200 pol




ROMANTIC
WHITE CRYSTAL

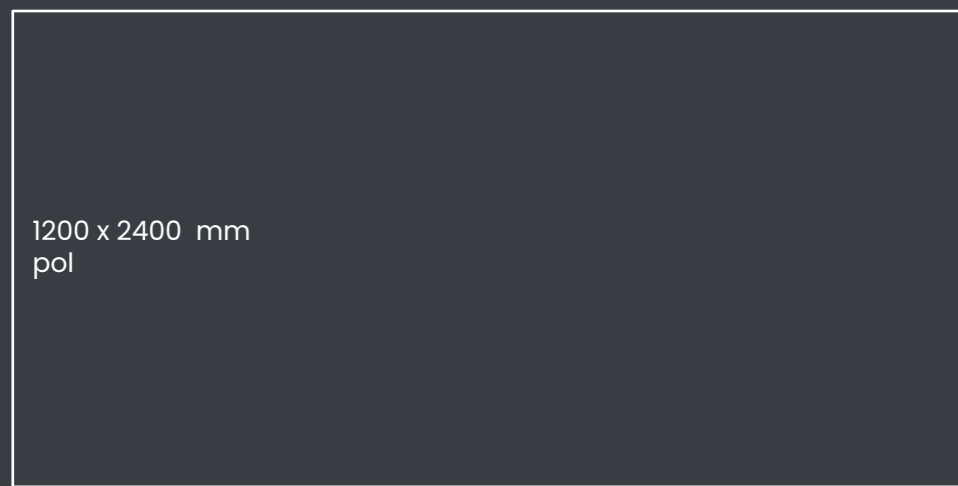
SIZES & FINISHES



9 mm



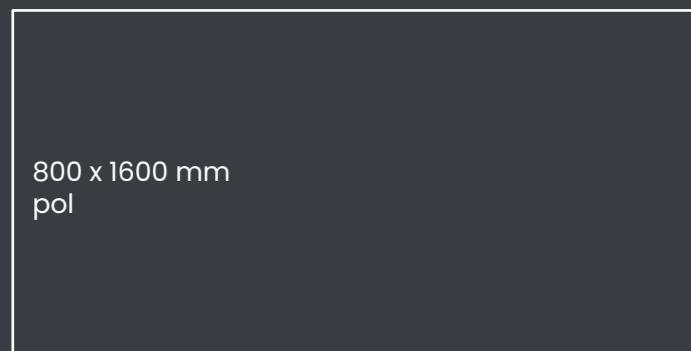
polished (pol)



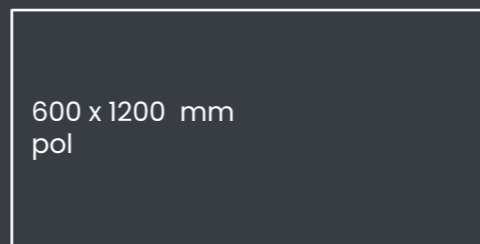
1200 x 2400 mm
pol



1200 x 1200 mm
pol



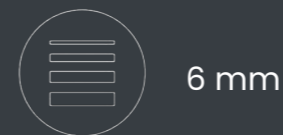
800 x 1600 mm
pol



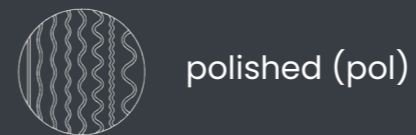
600 x 1200 mm
pol



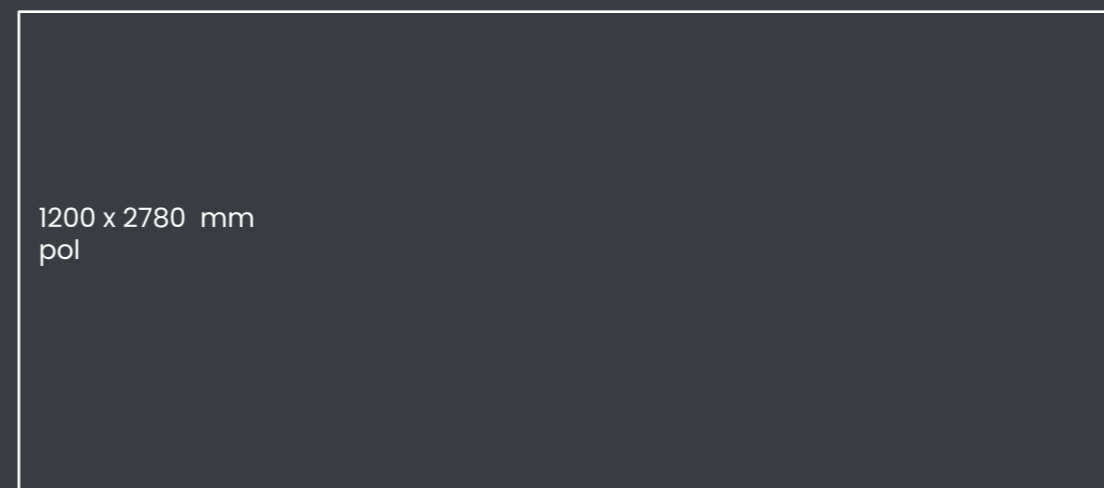
800 x 800 mm
pol




6 mm




polished (pol)



1200 x 2780 mm
pol



300 x 300 mm
pol
mosaico 144T



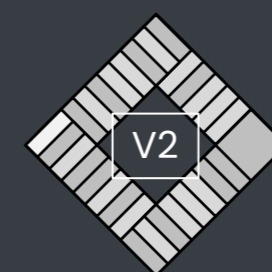
300 x 300 mm
pol
mosaico 36T



325 x 305 mm
pol
foliage



300 x 300 mm
pol
plume



V2

Mystic Grey



MYSTIC GREY
1200 x 2780 pol (6mm)





SUBLIME
MYSTIC GREY

MYSTIC GREY
1200 x 2780 pol (6mm)

SIZES & FINISHES



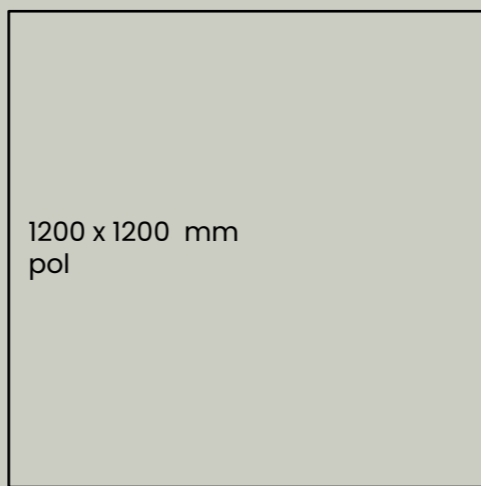
9 mm




polished (pol)



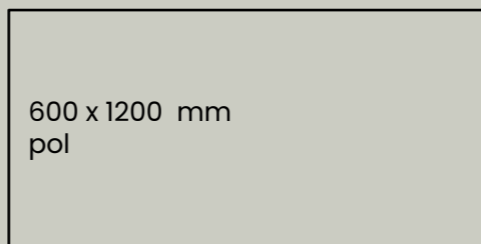
1200 x 2400 mm
pol




1200 x 1200 mm
pol



800 x 1600 mm
pol



600 x 1200 mm
pol




800 x 800 mm
pol




6 mm



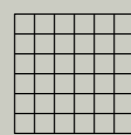
polished (pol)



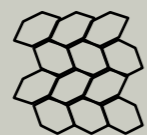
1200 x 2780 mm
pol



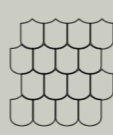
300 x 300 mm
pol
mosaico 144T



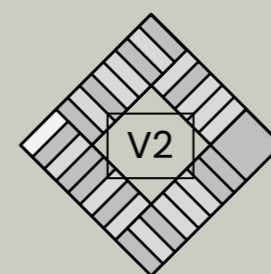
300 x 300 mm
pol
mosaico 36T



325 x 305 mm
pol
foliage



300 x 300 mm
pol
plume



V2



Amazonite

AMAZZONITE
1200 x 2780 pol (6mm)



AMAZZONITE
1200 x 2780 pol (6mm)



AMAZZONITE
1200 x 2780 pol (6mm)



AMAZZONITE
1200 x 2780 pol (6mm)

UNIQUE
AMAZZONITE

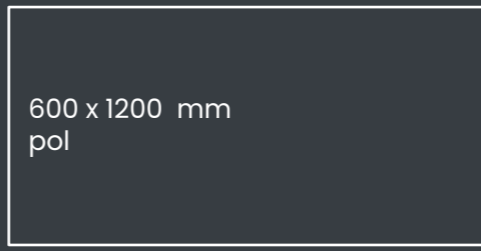
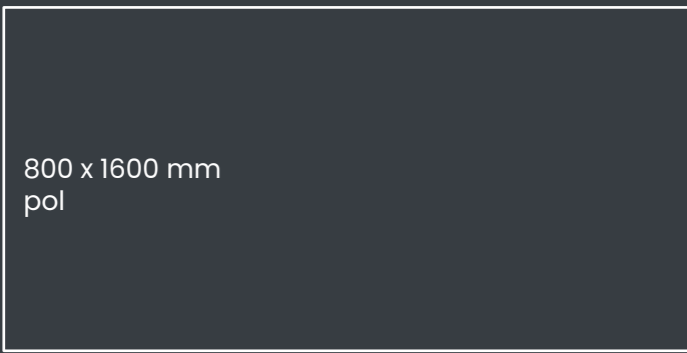

SIZES & FINISHES



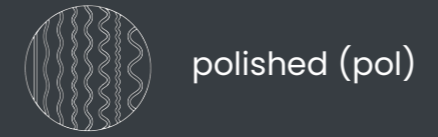
9 mm





polished (pol)




6 mm



polished (pol)



300 x 300 mm
pol
mosaico 144T



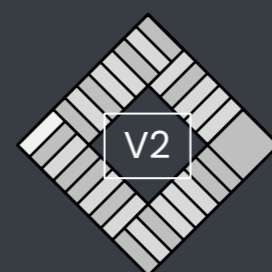
300 x 300 mm
pol
mosaico 36T



325 x 305 mm
pol
foliage




300 x 300 mm
pol
plume



V2

DÉCOR OPTIONS


MOSAICO 144T POL
300X300




STATUARIO EXTRA




CALACATTA GOLD



ARABESCATO ORO



STATUARIO FANTASTICO



WHITE CRYSTAL




MYSTIC GREY




AMAZZONITE


MOSAICO 36T POL
300X300



STATUARIO EXTRA




CALACATTA GOLD



ARABESCATO ORO




STATUARIO FANTASTICO



WHITE CRYSTAL



MYSTIC GREY



AMAZZONITE

FOLIAGE
323X305




STATUARIO EXTRA




CALACATTA GOLD



ARABESCATO ORO




STATUARIO FANTASTICO



WHITE CRYSTAL



MYSTIC GREY



AMAZZONITE

PLUME
300X300



STATUARIO EXTRA



CALACATTA GOLD



ARABESCATO ORO



STATUARIO FANTASTICO



WHITE CRYSTAL



MYSTIC GREY



AMAZZONITE

SPECIFIC MEASURES FOR LAYING SLABS OF 6 MM THICKNESS ON THE FLOOR.

Slabs 6 mm in thickness may only be used as flooring in residential and commercial environments that are subject to light traffic, and furthermore, in contexts where there is no circulation of heavy loads or hard-tyre trolleys.

Thanks to the reduced thickness, the 6 mm slabs are a good solution for laying over pre-existing floors or tiling in marble, natural stone or ceramics, and avoid the necessity of demolishing the underlying floor. Such pre-existing flooring must, however, be even, stable, rigid and without breakages. Even if the floor conforms to all the above conditions, it is still necessary to evaluate the suitability of the underlying layer. If there are any doubts, the need for demolition and/ or the use of traditional thickness must be evaluated.

Successful laying of 6 mm slabs on a screed depends greatly on the skill with which it is laid, on its being left to cure completely and on the careful calculation of the appropriated junctures for expansion as well as being laid with due expertise. As a result, in these cases, we recommends the use of a traditional thickness porcelain stoneware.

In general, when laying a floor of 6 mm thick slabs, the adhesive must be applied using the double bonding technique, aimed at ensuring the perfect distribution of the adhesive to guarantee the best bond, avoiding the presence of any hollows that could cause breakages.














STANDARD – EN 14411 – G


		standard	international standards	average value
 DIMENSIONS	length & width	EN ISO 10545-2	$\pm 0.3\%$ max (± 1.0 mm)	complying
	thickness	EN ISO 10545-2	$\pm 0.5\%$ max (± 0.5 mm)	complying
	linearity	EN ISO 10545-2	$\pm 0.3\%$ max (± 0.8 mm)	complying
	rectangularity	EN ISO 10545-2	$\pm 0.3\%$ max (± 1.5 mm)	complying
	surface flatness	EN ISO 10545-2	$\pm 0.4\%$ max (± 1.8 mm)	complying

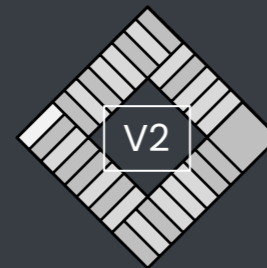
STANDARD – EN 14411 – G

technical characteristics

	standard	international standards EN14411 – G	average values
 WATER ABSORPTION <small>UNI EN ISO 10545/3</small>	EN ISO 10545-3	≤ 0.5%	≤ 0.1%
 FLEX RESISTANCE <small>UNI EN ISO 10545/4</small>	EN ISO 10545-4	$S \geq 700 \text{ N } (< 7.5 \text{ mm})$ $S \geq 1300 \text{ N } (> 7.5 \text{ mm})$ $R \geq 35 \text{ N/mm}^2$	6 mm: $S \geq 1300 \text{ N } R \geq 50 \text{ N/mm}^2$ 9 mm: $S \geq 2500 \text{ N } R \geq 50 \text{ N/mm}^2$
 IMPACT RESISTANCE <small>UNI EN ISO 10545/5</small>	EN ISO 10545-5	declared value	> 0.80
 DEEP ABRASION RESISTANCE <small>UNI EN ISO 10545/6</small>	EN ISO 10545-6	≤ 175 mm ³	< 150 mm ³
 SURFACE ABRASION RESISTANCE <small>UNI EN ISO 10545/7</small>	EN ISO 10545-7	-	pol PEI5 (statuario extra, calacatta gold, arabescato, statuario fantastico, white crystal, mystic grey) PEI4 (amazonite)
 COEFFICIENT OF THERMAL LINEAR EXPANSION <small>UNI EN ISO 10545/8</small>	EN ISO 10545-8	-	$\alpha = 6.2 \times 10^{-6} \text{ } ^\circ\text{C}^{-1}$
 THERMAL SHOCK RESISTANCE <small>UNI EN ISO 10545/9</small>	EN ISO 10545-9	passed according to EN ISO 10545-1	no damage
 FROST RESISTANCE <small>UNI EN ISO 10545/12</small>	EN ISO 10545-12	passed according to EN ISO 10545-1	no damage
 CHEMICAL RESISTANCE <small>UNI EN ISO 10545/13</small>	EN ISO 10545-13	B min	A-LA (pol) A-LA-HA (nat)
 STAIN RESISTANCE <small>UNI EN ISO 10545/14</small>	EN ISO 10545-14	declared value	5 resistant
 LEAD & CADMIUM DISCHARGE <small>UNI EN ISO 10545/15</small>	EN ISO 10545-15	declared value	< than instrument limit

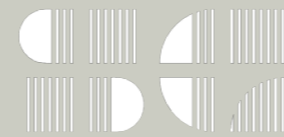
STANDARD– EN 14411 – G

	test method	international standards	average values		
			pol	nat	sk
 ASSESSMENT OF SLIP RESISTANCE	DM. 236/89 BCRA	> 0.40	-	> 0.40	-
	ASTM C1028	dry SCOF > 0.60	-	> 0.60	-
	ASTM C1028	wet SCOF > 0.60	-	> 0.42	-
	ANSI A137.1	wet DCOF > 0.42	-	-	-
	AS 4586:2013	-	-	-	-
	DIN 51130	-	-	R9	-
	DIN 51097	-	-	-	-
	ENV 12633	≥ CL1	-	-	-
	UNI EN 13036 – 4:2011	≥ 36	-	-	-



marble effect
CP COLLECTION

ETERNAL ELEGANCE



STONEGRES

Stonegres Limited
20-22 Wenlock Road
London
N1 7GU
tel: 020 8943 3154

info@stonegres.co.uk | www.stonegres.co.uk