

Cement Resin
GC COLLECTION

Walt Whitman
Tones

EXCELLENCE OF ITALIAN DESIGN

Concrete: a versatile canvas for limitless creativity in design. Its neutrality, its eclectic decorating style and its ability to embody all the tactile identity of ceramics, transforming this material into an authentic ceramic product merging textures and aesthetics effortlessly

This refined collection reveals clean textures and subtle details in concrete giving rise to a light, yet robust collection with textures evocative of the material in its most natural authentic form.

Pivotal, neutral and tactile are the key features that have been shaped into this collection, the new smooth concrete look in porcelain stoneware.


In the history of modern and contemporary architecture, from the origins of Le Corbusier's brutalist current to Tadao Ando's Japanese formwork, concrete has been one of the most widely used materials in the design scene, as it allows every designer to compose and customise spaces following specific style and interior design needs.

S
O
P
H
I
S
T
I
C
A
T
E
D

T
E
X
T
U
R
E

- JOURNEY P.4
- SUGAR P.9
- YOUTH P.14
- HARMONY P.19
- BRAVE P.24
- CHAMOIS P.27
- DÉCOR OPTIONS P.31
- TECHNICAL CHARACTERISTICS P.34

- cement resin effect -



FINISHES

natural R10 (nat)
grip R11 (gr)
brushed R9 (gr)



THICKNESSES

9 mm
20 mm
6 mm

JOURNEY



Journey

journey
floor: 1200 x 1200 br

toffee
wall: 600 x 1200 br

counter
mosaico color yellow 300 x 300





journey
floor: 1200 x 1200 br
wall: skin 1200 x 2780 (6mm)



journey
 floor: 1200 x 1200 br
 wall: skin 1200 x 2780 (6mm)



journey
 floor: 1200 x 1200 br
 wall: skin 1200 x 2780 (6mm)



journey
 floor: 1200 x 1200 br
 toffee
 wall: 600 x 1200 br

counter
 mosaico color yellow 300 x 300

journey

floor: 1200 x 1200 br

toffee

wall: 600 x 1200 br


counter

mosaico color yellow 300 x 300





9 mm



natural R10 (nat)
brushed R9 (br)

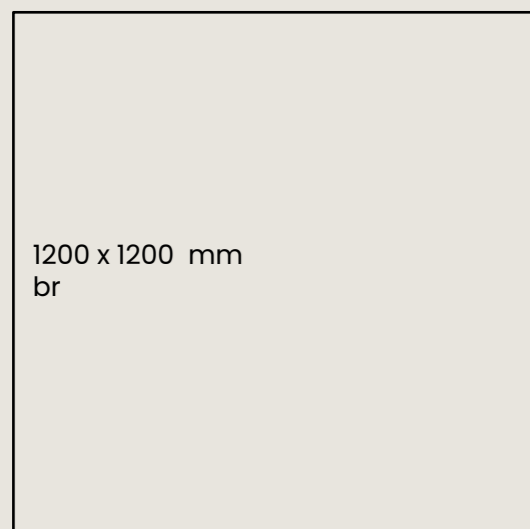


6 mm

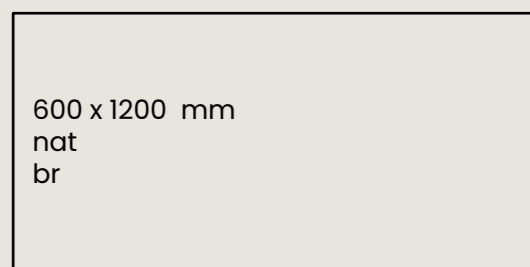


natural R10 (nat)
brushed R9 (br)

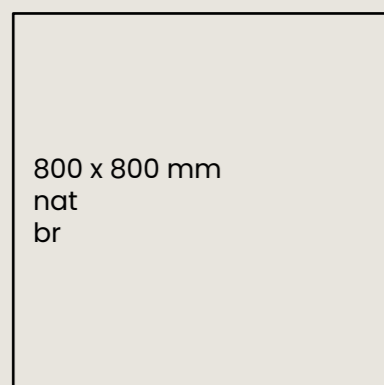
SIZES & FINISHES



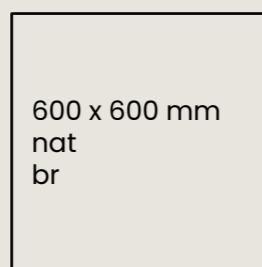
1200 x 1200 mm
br



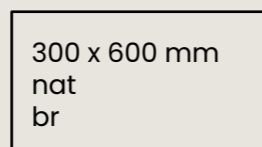
600 x 1200 mm
nat
br




800 x 800 mm
nat
br




600 x 600 mm
nat
br




300 x 600 mm
nat
br



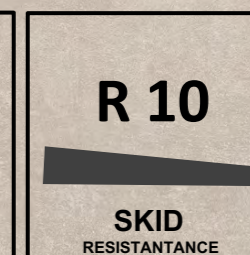
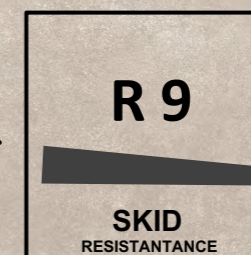
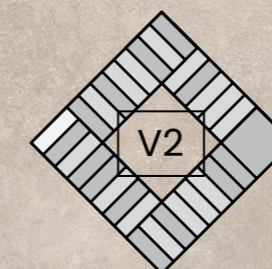
1600 x 3200 mm
br



1600 x 1600 mm
br




1200 x 2780 mm
br



A + B

SUGAR



Sugar





sugar
1200 x 1200 gr (20mm)
bench



sugar
1200 x 1200 gr (20mm)
bench


sugar
floor: 600 x 600 br




sugar
wall: 1200 x 2400 br
floor: 600 x 600 br
chamois
wall: 1200 x 2780 br (6mm)




9 mm




natural R10 (nat)
grip R11 (gr)
brushed R9 (br)



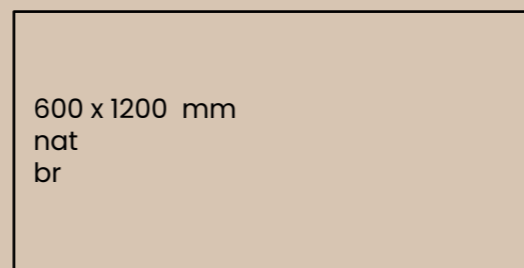
1200 x 2400 mm
br



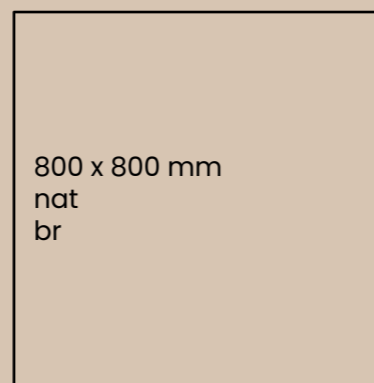
800 x 1600 mm
br



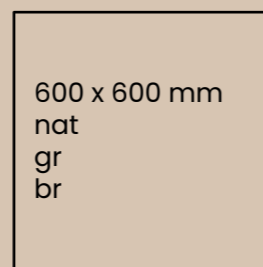
1200 x 1200 mm
br



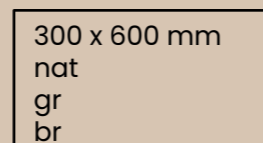
600 x 1200 mm
nat
br



800 x 800 mm
nat
br




600 x 600 mm
nat
gr
br




300 x 600 mm
nat
gr
br


SIZES & FINISHES



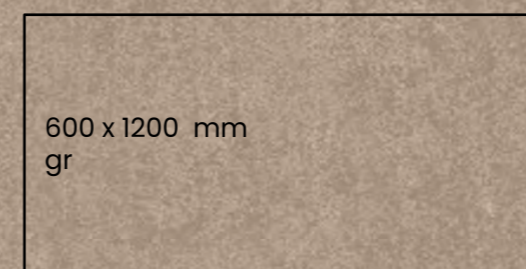
20 mm




grip R11 (gr)




1200 x 1200 mm
gr



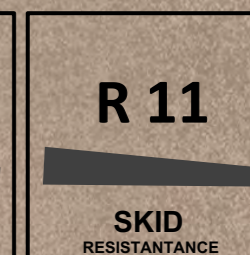
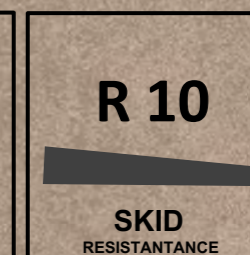
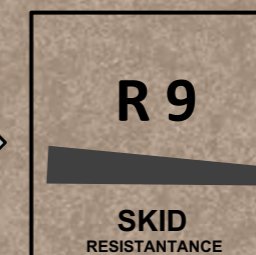
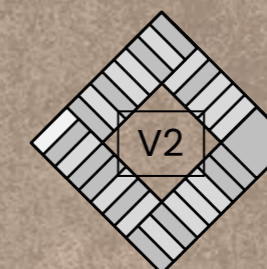
600 x 1200 mm
gr



800 x 800 mm
gr



600 x 600 mm
gr




A + B


SIZES & FINISHES



6 mm



natural R10 (nat)
brushed R9 (br)



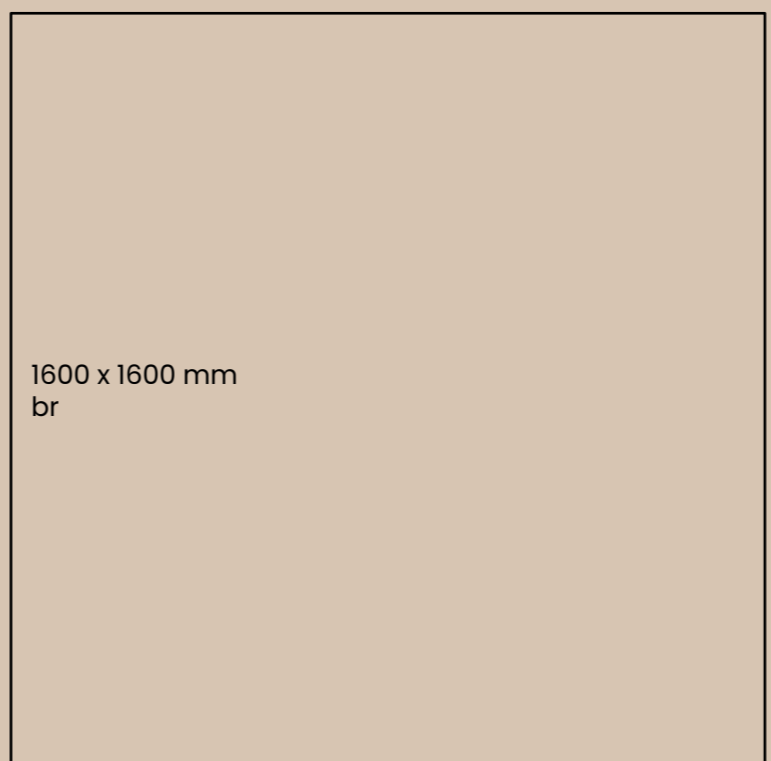
1600 x 3200 mm
br



1200 x 2780 mm
br



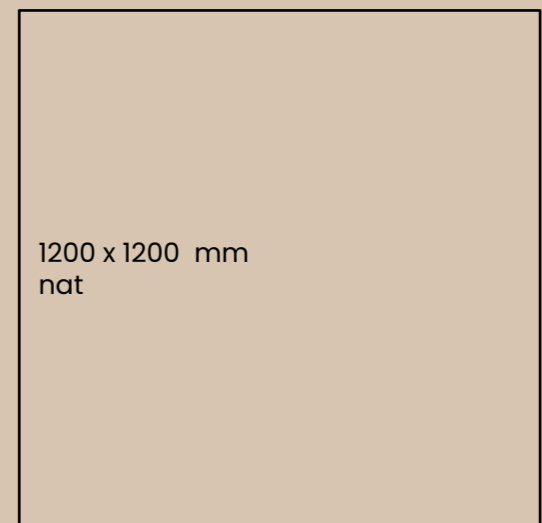
1200 x 2400 mm
br



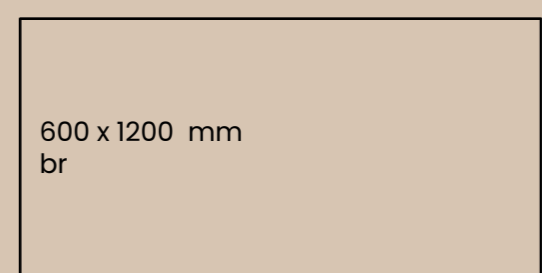
1600 x 1600 mm
br



800 x 1600 mm
br



1200 x 1200 mm
nat



600 x 1200 mm
br

YOUTH



Youth

youth
floor: 600 x 1200 br
lower wall: 600 x 1200 br

lumina
upper wall: 1200 x 2780 br (6mm)



youth

floor: 600 x 1200 br
lower wall: 600 x 1200 br

lumina

upper wall: 1200 x 2780 br (6mm)

clear

floor: 600 x 1200 br



youth

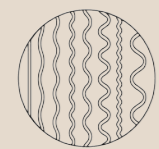
floor: 600 x 1200 br

youth
floor: 1200 x 1200 br

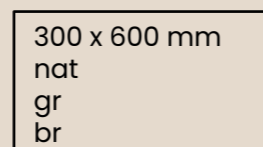
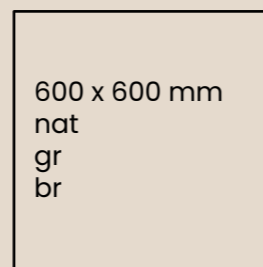
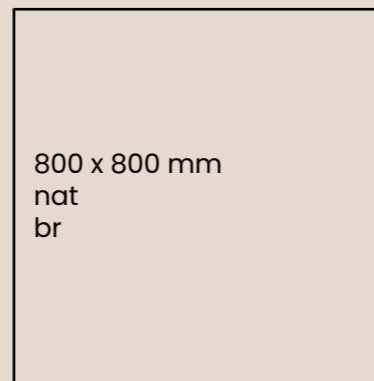
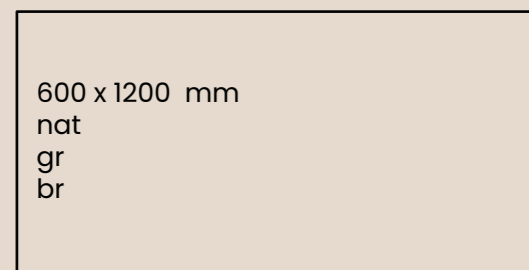
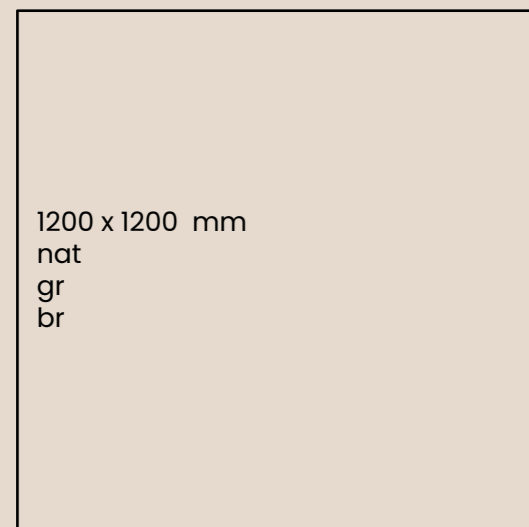
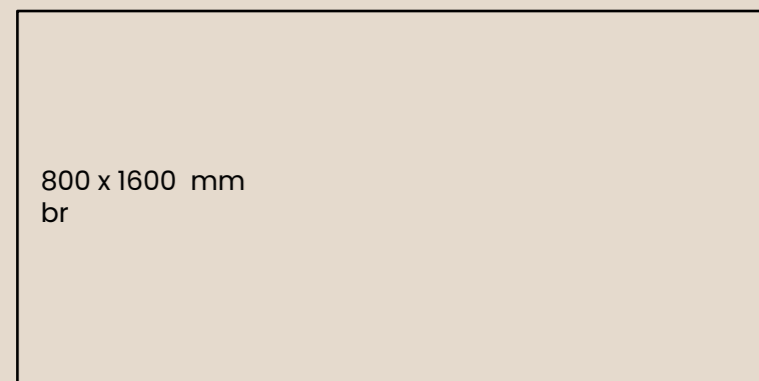





9 mm



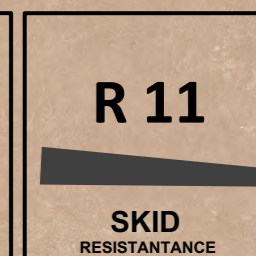
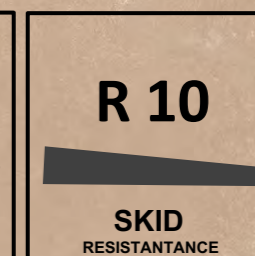
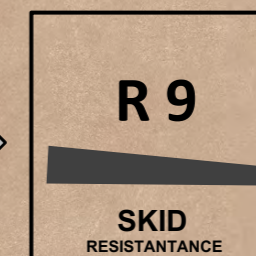
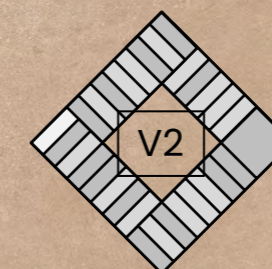
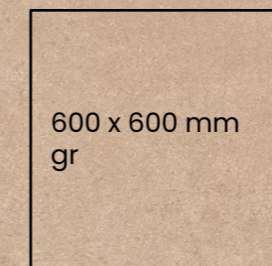
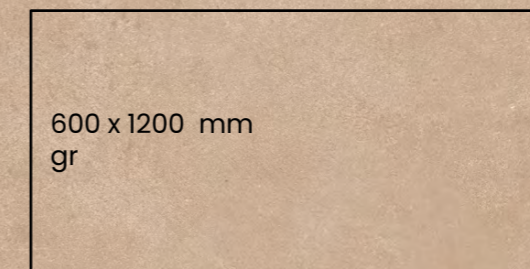

natural R10 (nat)
grip R11 (gr)
brushed R9 (br)



20 mm



grip R11 (gr)



A + B

SIZES & FINISHES


SIZES & FINISHES




6 mm



natural R10 (nat)
brushed R9 (br)



1600 x 3200 mm
br



1600 x 1600 mm
br



1200 x 2780 mm
br

HARMONY



Harmony

harmony
basins: 1200 x 2780 br (6mm)
wall: 1200 x 2780 br (6mm)






harmony
basins: 1200 x 2780 br (6mm)
wall: 1200 x 2780 br (6mm)




harmony
basins: 1200 x 2780 br (6mm)
wall: 1200 x 2780 br (6mm)



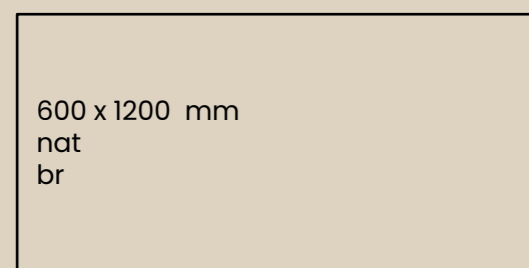
9 mm



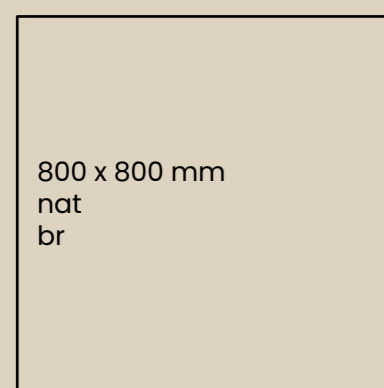
natural R10 (nat)
brushed R9 (br)



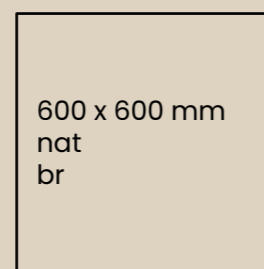
1200 x 1200 mm
br



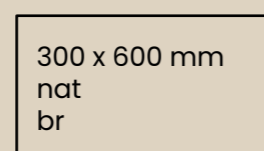
600 x 1200 mm
nat
br



800 x 800 mm
nat
br



600 x 600 mm
nat
br




300 x 600 mm
nat
br

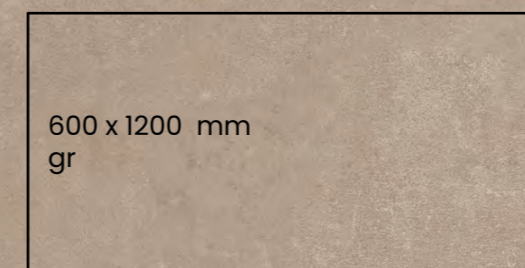
SIZES & FINISHES



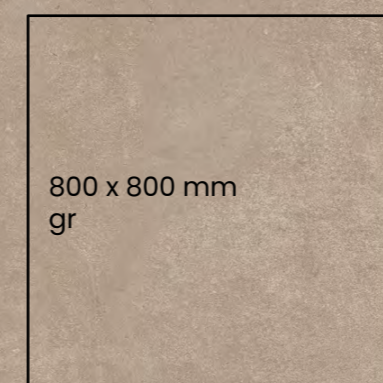
20 mm



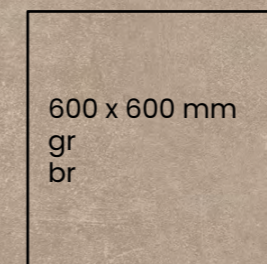
grip R11 (gr)



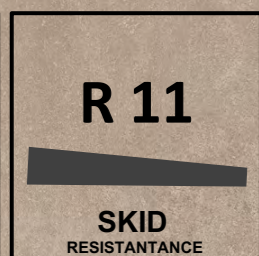
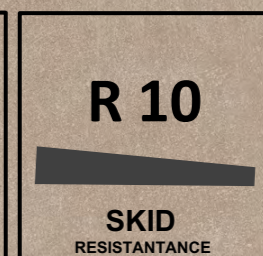
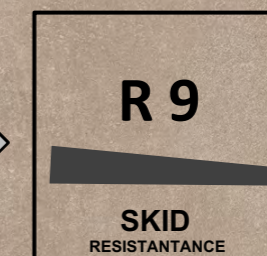
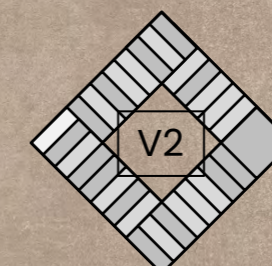
600 x 1200 mm
gr



800 x 800 mm
gr



600 x 600 mm
gr
br



A + B


SIZES & FINISHES




6 mm



natural R10 (nat)
brushed R9 (br)



1600 x 3200 mm
br



1600 x 1600 mm
br

BRAVE



Brave

brave
outdoor wall: 150 x 600 br tiles cut to size on request
harmony
outdoor floor: 600 x 1200 gr (20mm)



brave

outdoor wall: 150 x 600 br tiles cut to size on request


harmony

indoor floor: 1200 x 1200 br
outdoor floor: 600 x 1200 gr (20mm)

SIZES & FINISHES



9 mm



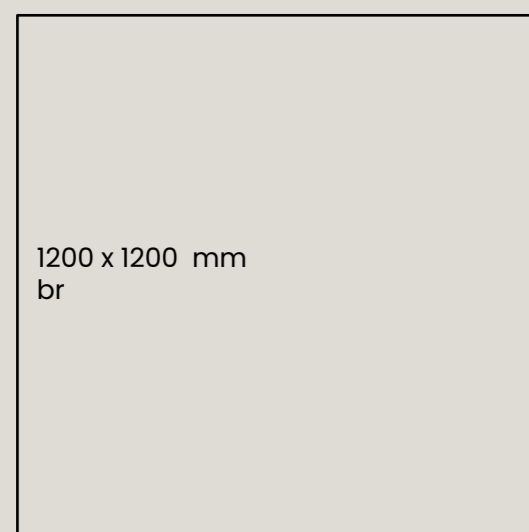
natural R10 (nat)
brushed R9 (br)



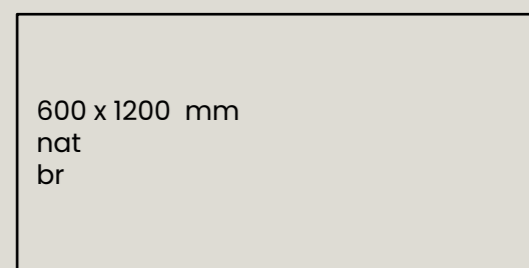
6 mm



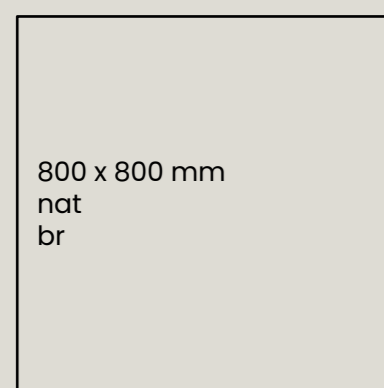
natural R10 (nat)
brushed R9 (br)



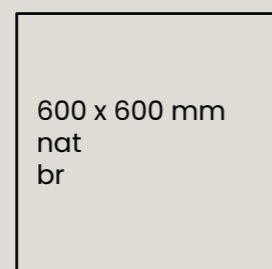
1200 x 1200 mm
br



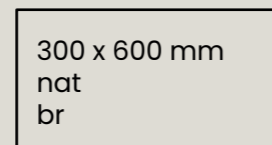
600 x 1200 mm
nat
br



800 x 800 mm
nat
br




600 x 600 mm
nat
br



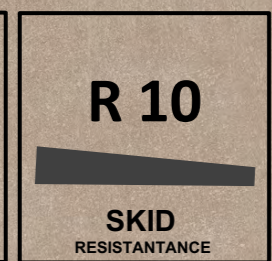
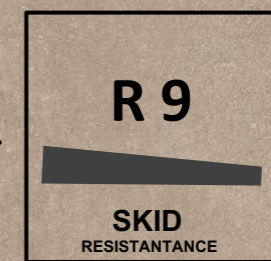
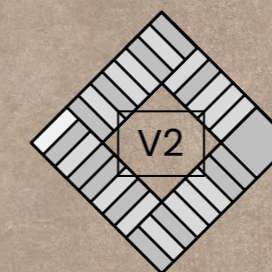
300 x 600 mm
nat
br



1600 x 3200 mm
br



1600 x 1600 mm
br




A + B

CHAMOIS



Chamois

chamois
1200 x 2780 br (6mm)



chamois
600 x 600 gr (20mm)



chamois
600 x 600 gr (20mm)




chamois
floor: 1200 x 1200 br



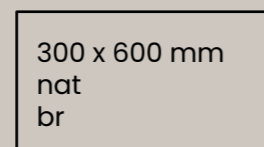
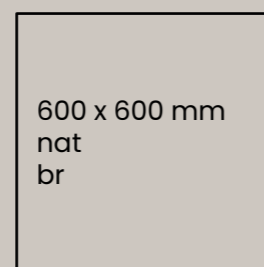
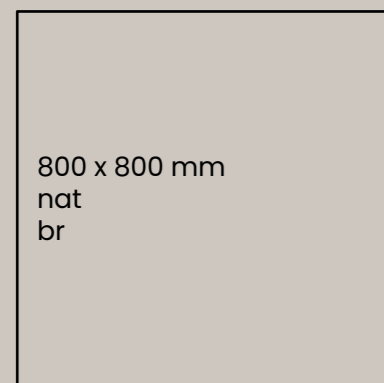
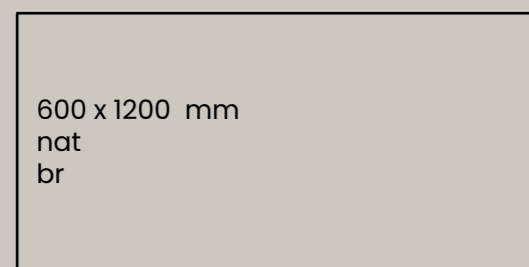
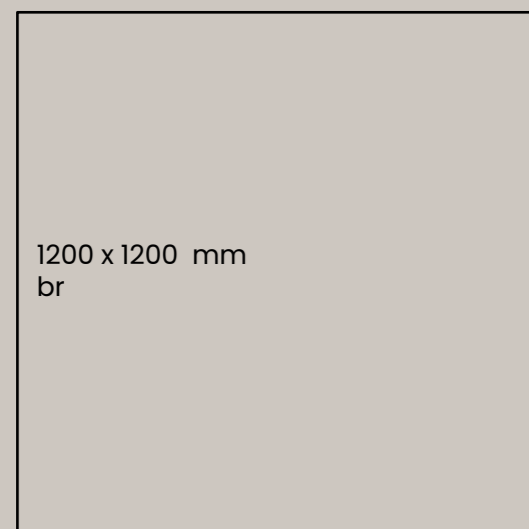
chamois
floor: 1200 x 1200 br




9 mm





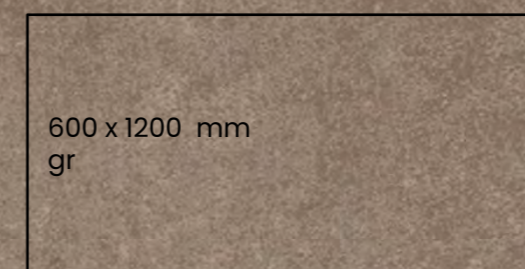

natural R10 (nat)
brushed R9 (br)



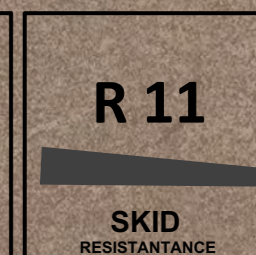
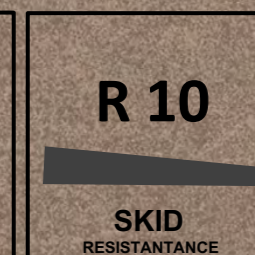
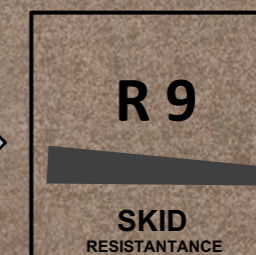
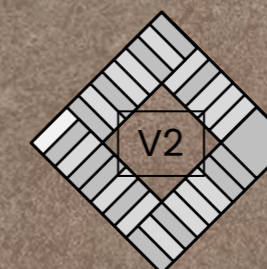
20 mm



grip R11 (gr)




SIZES & FINISHES




A + B

DÉCOR OPTIONS

Decorative solutions developed with a skilful combination of contrasts between colours and glossy/mat finishes, inspired by modern architecture, in particular from Japan. Round and square elements impressed on the tiles, obtained using modern technologies, yet reminiscent of the touch of the craftsman's hand, for decorations that become authentic architectural elements, allowing for a huge variety of compositions.



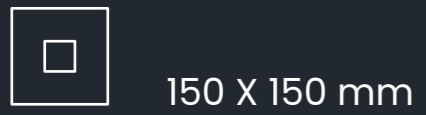
SKIN
1200 X 2780 mm



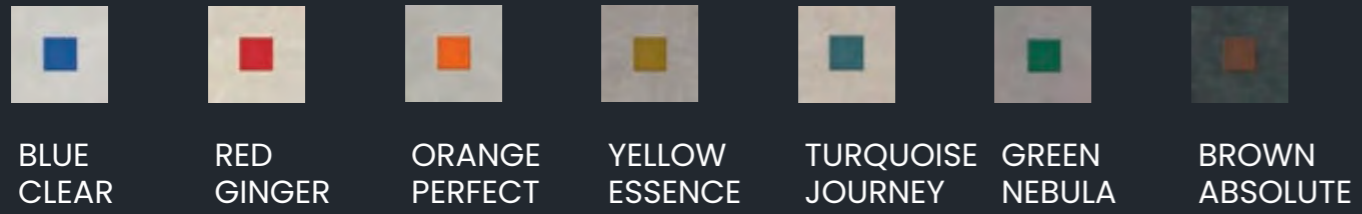
JOURNEY

DÉCOR OPTIONS

CUBE



150 X 150 mm

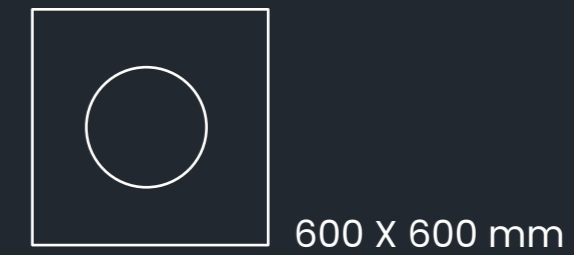


GLOBE



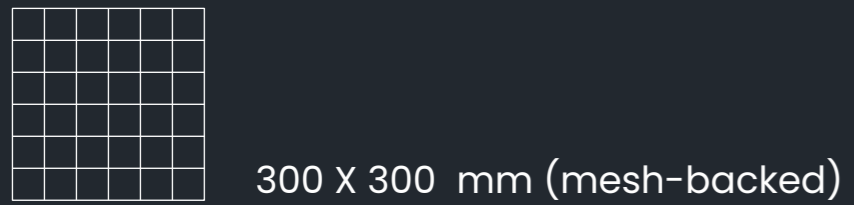
600 X 600 mm

GLOBE SKIN


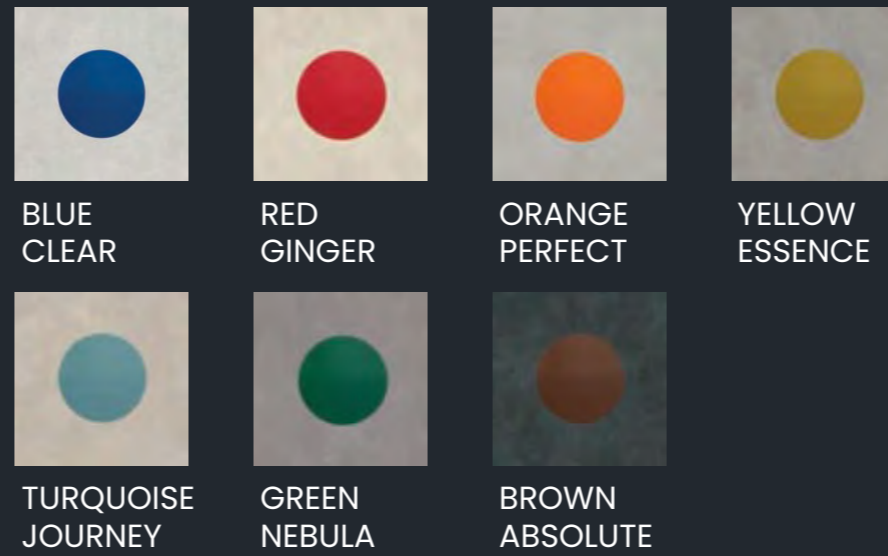


600 X 600 mm

MOSAICO



300 X 300 mm (mesh-backed)




DÉCOR OPTIONS


MOSAICO 36T NAT



300 X 300 mm (mesh-backed)



JOURNEY



SUGAR



YOUTH



HARMONY



BRAVE




CHAMOIS

MATTONCINO NAT



300 X 300 mm (mesh-backed)



JOURNEY



SUGAR



YOUTH



HARMONY

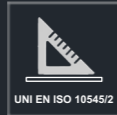


BRAVE




CHAMOIS

STANDARD EN 14411 - G

		standard	international standards EN14411 - G	average values
 DIMENSIONS	sides	EN ISO 10545-2	± 0.3% max (± 1.0 mm max)	complying
	thickness	EN ISO 10545-2	± 0.5% max (± 0.5 mm max)	complying
	straightness of sides	EN ISO 10545-2	± 0.3% max (± 0.8 mm max)	complying
	rectangularity	EN ISO 10545-2	± 0.3% max (± 1.5 mm max)	complying
	surface flatness	EN ISO 10545-2	± 0.4% max (± 1.8 mm max)	complying


BR



R 9

SKID
RESISTANTANCE


NAT



R 10


SKID
RESISTANTANCE

GR

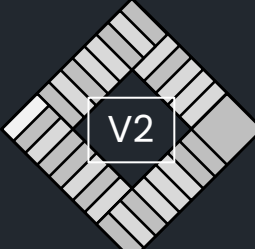


R 11

SKID
RESISTANTANCE



LEED
COMPLIANT



V2

A + B

STANDARD EN 14411 - G


technical characteristics

	standard	international standards EN14411 - G	average values
 WATER ABSORPTION <small>UNI EN ISO 10545/3</small>	EN ISO 10545-3	≤ 0.5%	≤ 0.1%
 FLEX RESISTANCE <small>UNI EN ISO 10545/4</small>	EN ISO 10545-4	$S \geq 700 \text{ N } (< 7.5 \text{ mm})$ $S \geq 1300 \text{ N } (> 7.5 \text{ mm})$ $R \geq 35 \text{ N/mm}^2$	6 mm: $S \geq 1100 \text{ N } R \geq 45 \text{ N/mm}^2$ 9 mm: $S \geq 2400 \text{ N } R \geq 48 \text{ N/mm}^2$ 20 mm: $S \geq 12500 \text{ N } R \geq 48 \text{ N/mm}^2$
 IMPACT RESISTANCE <small>UNI EN ISO 10545/5</small>	EN ISO 10545-5	declared value	> 0.80
 DEEP ABRAISION RESISTANCE <small>UNI EN ISO 10545/6</small>	EN ISO 10545-6	≤ 175 mm ³	< 150 mm ³
 COEFFICIENT OF THERMAL LINEAR EXPANSION <small>UNI EN ISO 10545/8</small>	EN ISO 10545-8	-	$\alpha = 6.6 \times 10^{-6} \text{ } ^\circ\text{C}^{-1}$
 THERMAL SHOCK RESISTANCE <small>UNI EN ISO 10545/9</small>	EN ISO 10545-9	passed according to EN ISO 10545-1	no damage
 FROST RESISTANCE <small>UNI EN ISO 10545/12</small>	EN ISO 10545-12	passed according to EN ISO 10545-1	no damage
 CHEMICAL RESISTANCE <small>UNI EN ISO 10545/13</small>	EN ISO 10545-13	B min	A-LA-HA resistant
 STAIN RESISTANCE <small>UNI EN ISO 10545/14</small>	EN ISO 10545-14	declared value	5 resistant
 LEAD & CADMIUM DISCHARGE <small>UNI EN ISO 10545/15</small>	EN ISO 10545-15	declared value	< than instrument limit

“”
Ceramics of Italy

100%
MADE IN ITALY

STANDARD EN 14411 - G

	test method	international standards	average values		
			nat	br	gr
 ASSESSMENT OF SLIP RESISTANCE	DM. 236/89 BCRA	> 0.40	> 0.40	> 0.40	> 0.40
	ANSI A326.3	wet & dry	> 0.42	> 0.42	> 0.55
	AS 4586	-	P2	P2	P5
	DIN 51130	-	R10	R9	R11
	DIN 51097	-	A	A	A+B+C
	UNE 41901	≥ CL1	CL2	CL1	CL3
	BS 7976 sl.96-4S	wet & dry	> 0.36	> 0.36	> 0.36
	BS 7976 sl.55-TRL	wet & dry	-	-	> 0.36

Cement Resin
GC COLLECTION



STONEGRES

Stonegres Limited
20-22 Wenlock Road
London
N1 7GU
tel: 020 8943 3154

info@stonegres.co.uk | www.stonegres.co.uk