


metal effect
LMC COLLECTION
EMOTION OF METAL

Creating a New Style



Metals aged and scratched by the passage of time; colour contrasts between the original lustre the metal and the enigmatic marks quintessential of oxidisation.

LM metal encapsulates the most intricate nature of metal at its most natural and authentic state. Neutral shades ranging from white through to grey and beige coordinate beautifully with coral, petrol blue and green to bring a contemporary and out of the ordinary touch.


In 6 natural colours and 3 vibrant shades, the hallmark of the collection is its urban style chic in which metropolitan and industrial atmospheres take on a warm, colourful and enticing mood.

ARCHITECTURAL APPEAL

the collection

-metal *effect* -

- PALLADIUM P.4
- AFTERGLOW P.10
- NIMBUS P.16
- EXCALIBUR P.25
- KING P.31
- VENOM P.37
- INDIO P.41
- PUMPKIN P.46
- VIRIDIUM P.50
- TECHNICAL CHARACTERISTICS P.56



FINISHES

natural R10 (nat)
grip R11 (gr)
brushed R9 (gr)



THICKNESSES

9 mm
20 mm
6 mm



palladium
1200 x 2780 br (6mm)

LM

PALLADIUM

Palladium

industrial echoes

palladium
wall 1200 x 2780 br (6mm)
nimbus
floor 1200 x 1200 br (6mm)
venom
counter





palladium
600 x 1200 br



palladium
floor 600 x 600 br
wall 1200 x 2780 br (6mm)



palladium
wall 1200 x 2780 br (6mm)



palladium
wall 1200 x 2780 br (6mm)



palladium
basins 1200 x 2780 br (6mm)

PALLADIUM

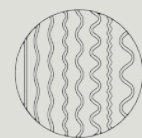


PALLADIUM

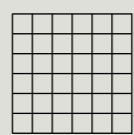
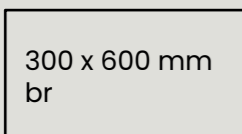
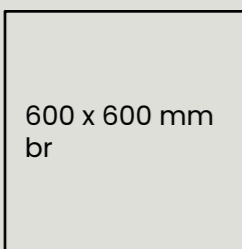
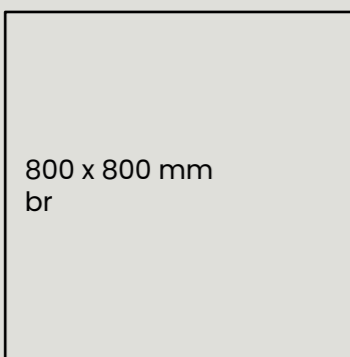
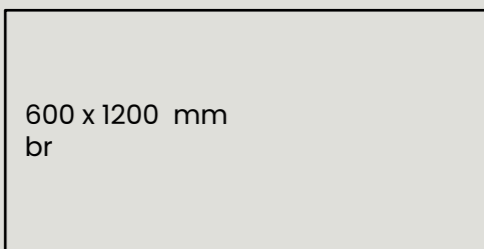

1200 x 2780 mm br (6mm)



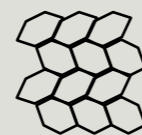
9 mm



brushed R9 (br)



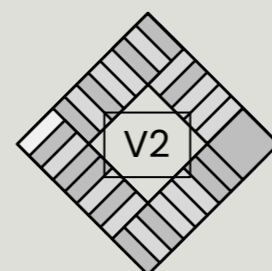
300 x 300 mm
pol
mosaico 36T



325 x 305 mm
pol
foliage



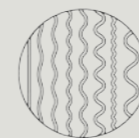
300 x 300 mm
pol
plume



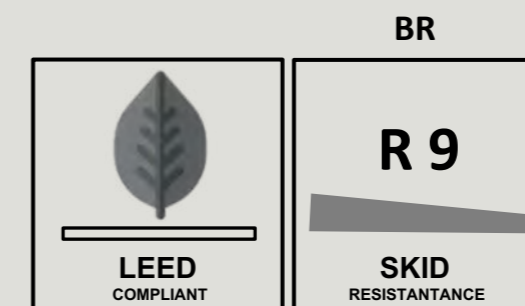
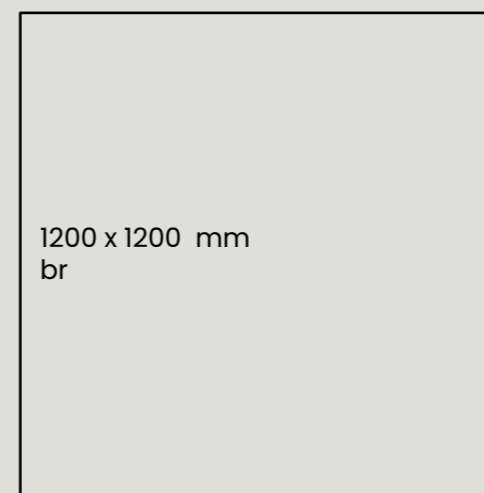

V2



6 mm



brushed R9 (br)



SIZES & FINISHES

sizes & finishes



afterglow
1200 x 2780 br (6mm)

LM

AFTERGLOW

Afterglow



afterglow
wall 1200 x 2780 br (6mm)



afterglow
wall 1200 x 2780 br (6mm)

stylish simplicity



afterglow
600 x 1200 br

venom
side table

afterglow
plume 300 x 300




afterglow
1200 x 2780 br (6mm)



afterglow
150 x 600 br (on request)

AFTERGLOW



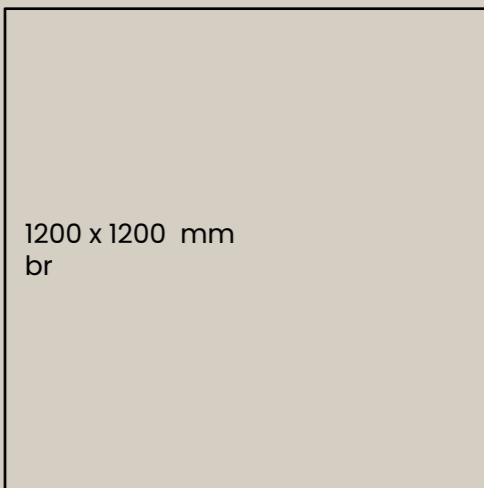
AFTERGLOW
1200 x 2780 mm br (6mm)



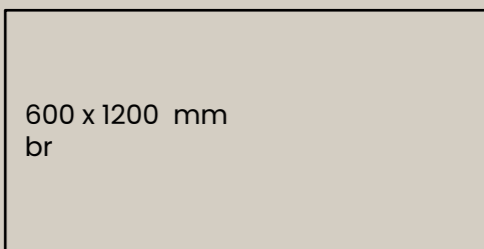
9 mm



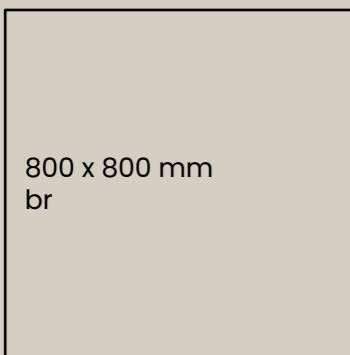
brushed R9 (br)



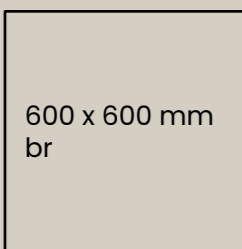
1200 x 1200 mm
br



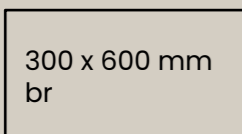
600 x 1200 mm
br




800 x 800 mm
br



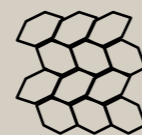
600 x 600 mm
br



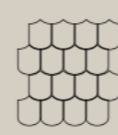
300 x 600 mm
br



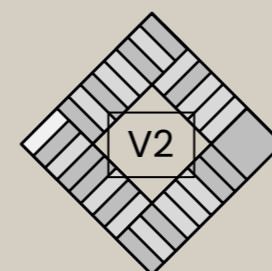
300 x 300 mm
pol
mosaico 36T



325 x 305 mm
pol
foliage




300 x 300 mm
pol
plume



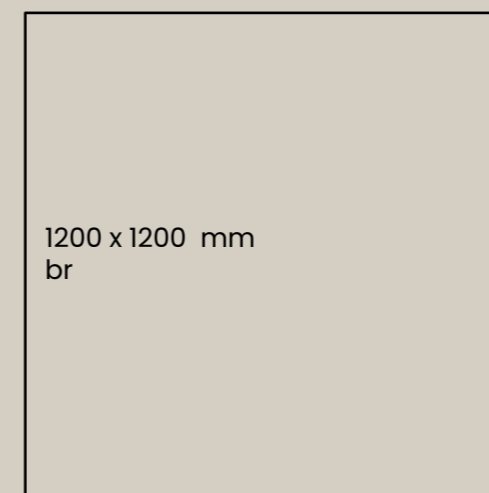
6 mm



brushed R9 (br)



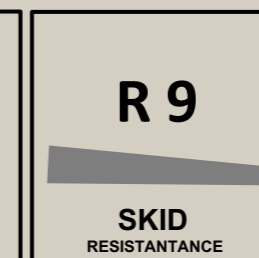
1200 x 2780 mm
br



1200 x 1200 mm
br



LEED
COMPLIANT



SKID
RESISTANCE

BR

R9

SIZES & FINISHES

sizes & finishes



nimbus
1200 x 2780 br (6mm)

LM

NIMBUS


Nimbus

understated look

nimbus
1200 x 1200 br



nimbus
1200 x 2780 br (6mm)



nimbus
600 x 1200 br

nimbus
wall 150 x 600 br (on request)



nimbus
wall 150 x 600 br (on request)

excalibur
floor 600 x 600 br





nimbus
600 x 1200 br



nimbus
800 x 800 br



nimbus
800 x 800 gr (20mm)


nimbus
outside floor 800 x 800 gr (20mm)
inside floor 800 x 800 br



nimbus
floor 1200 x 1200 br

venom
counter


NIMBUS




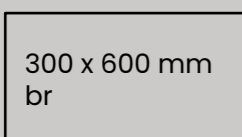
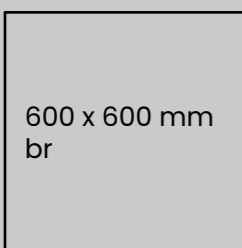
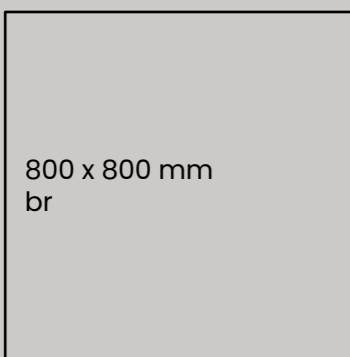
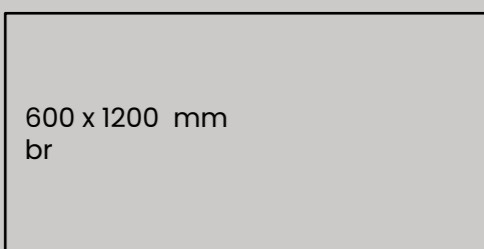

NIMBUS
600 x 1200 mm br



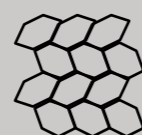
9 mm



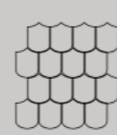
brushed R9 (br)



300 x 300 mm
pol
mosaico 36T




325 x 305 mm
pol
foliage



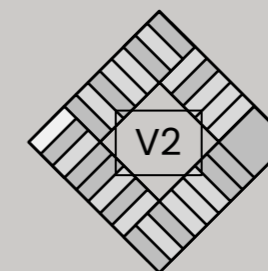
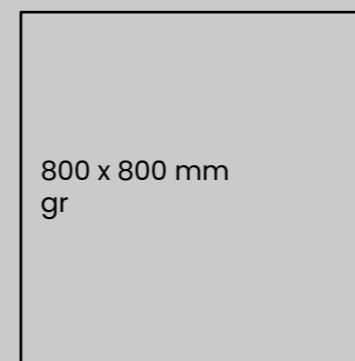
300 x 300 mm
pol
plume




20 mm



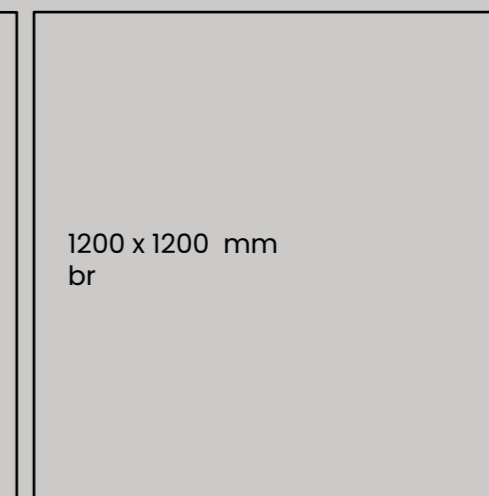

grip R11 (gr)



6 mm



brushed R9 (br)



SIZES & FINISHES

sizes & finishes

	BR	GR
	R 9	R 11
	SKID RESISTANCE	SKID RESISTANCE



excalibur
1200 x 2780 br (6mm)

LM

EXCALIBUR

Excalibur



excalibur
1200 x 1200 br



excalibur
1200 x 1200 br

perfectly balanced



excalibur
1200 x 1200 br



excalibur
floor 800 x 800 gr (20mm)
wall 1200 x 2780 br (6mm)



excalibur
floor 800 x 800 gr (20mm)
wall 1200 x 2780 br (6mm)



excalibur
600 x 1200 br

EXCALIBUR

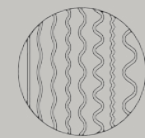


EXCALIBUR

1200 x 2780 mm br (6mm)



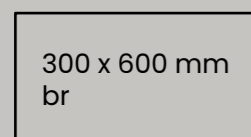
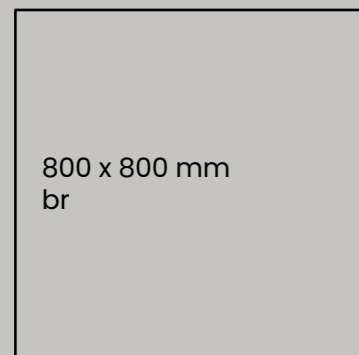
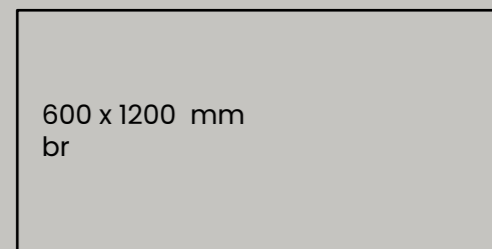
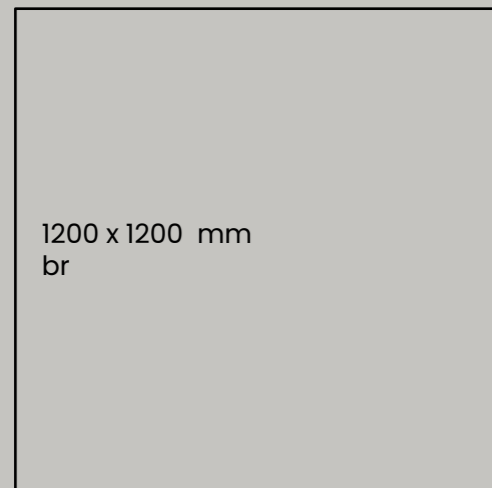
9 mm



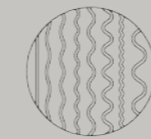
brushed R9 (br)

SIZES & FINISHES

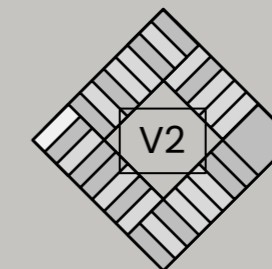
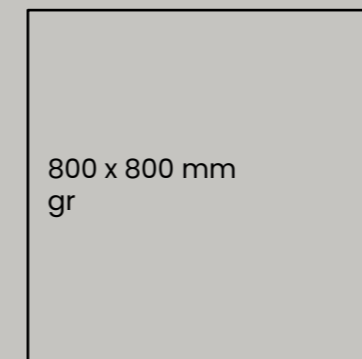
sizes & finishes




20 mm



grip R11 (gr)




6 mm

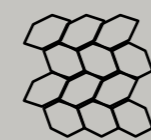


brushed R9 (br)

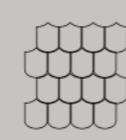
	BR	GR
	R 9	R 11
	SKID RESISTANCE	SKID RESISTANCE



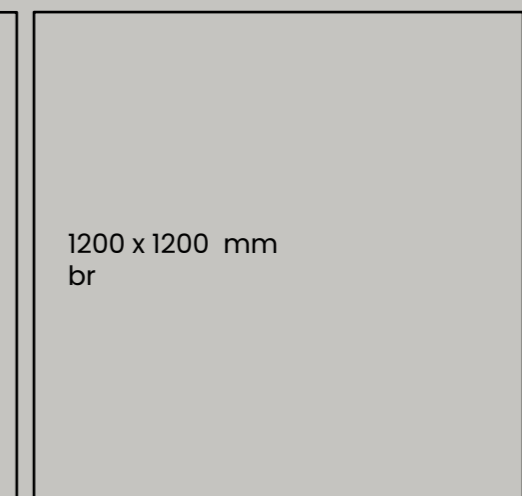

300 x 300 mm pol mosaico 36T



325 x 305 mm pol foliage



300 x 300 mm pol plume





king
1200 x 1200 br

LM

king
King

strong & stylish



king
800 x 800 br



king
800 x 800 gr (20mm)



king
800 x 800 gr (20mm)



king
150 x 600 br (on request)



king
floor 800 x 800 br
counter 1200 x 2780 br (6mm)



king
1200 x 2780 br (6mm)

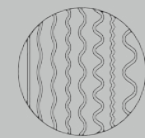
KING



KING
1200 x 2780 mm br (6mm)




9 mm



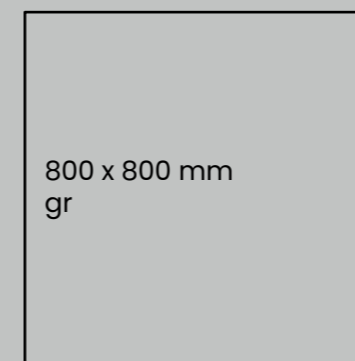
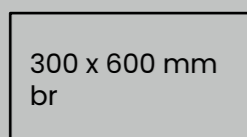
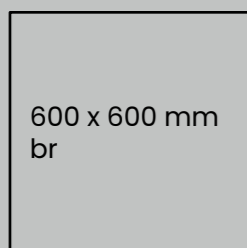
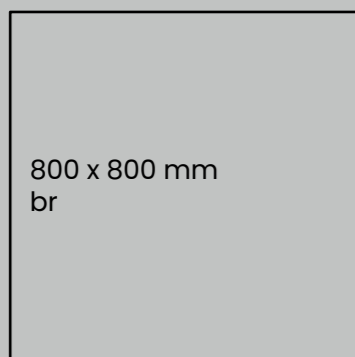
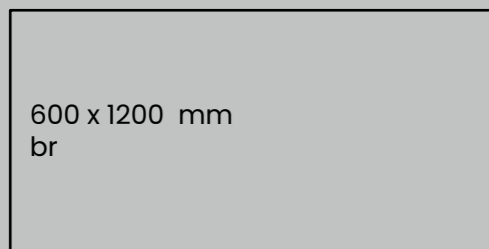

brushed R9 (br)



20 mm




grip R11 (gr)

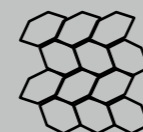


SIZES & FINISHES

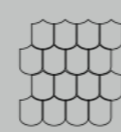
sizes & finishes



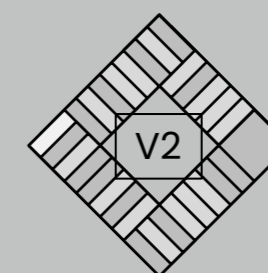
300 x 300 mm
pol
mosaico 36T



325 x 305 mm
pol
foliage



300 x 300 mm
pol
plume



	BR	GR
	R 9	R 11
	SKID RESISTANCE	SKID RESISTANCE



venom
1200 x 2780 br (6mm)

LM

VENOM

Venom

personality & soul


venom
1200 x 2780 br (6mm)





venom
600 x 600 br

VENOM




VENOM
600 x 600 mm br


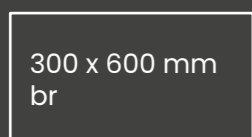
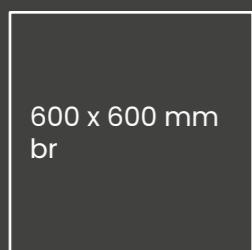
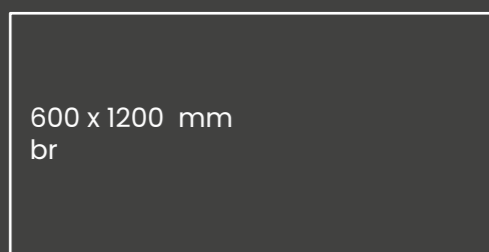
INDIO
bench




9 mm



brushed R9 (br)




300 x 300 mm
pol
mosaico 36T




325 x 305 mm
pol
foliage



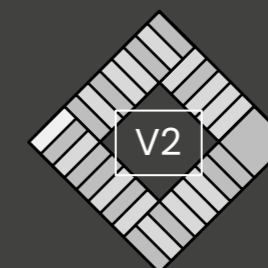
300 x 300 mm
pol
plume




20 mm



grip R11 (gr)



6 mm



brushed R9 (br)



SIZES & FINISHES

sizes & finishes

	BR	GR



indio
wall 600 x 1200 br
afterglow
floor 150 x 600 br (on request)

LM

INDIO
Indio

indio
600 x 1200 br



indio
600 x 1200 br



indio
counter br



design links



indio
bench br

INDIO



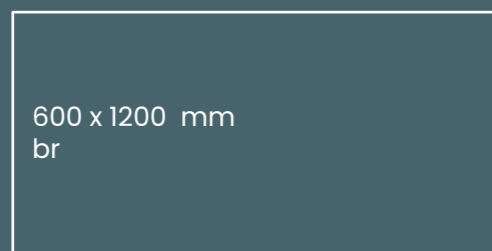
INDIO
600 x 1200 mm br



9 mm



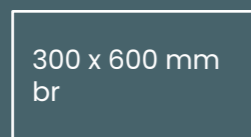
brushed R9 (br)




600 x 1200 mm
br




600 x 600 mm
br



300 x 600 mm
br




300 x 300 mm
pol
mosaico 36T



325 x 305 mm
pol
foliage



300 x 300 mm
pol
plume



V2




LEED
COMPLIANT



R9

SKID
RESISTANCE

BR



pumpkin
600 x 1200 br

LM

PUMPKIN

Pumpkin

harmonic contrasts



pumpkin
600 x 1200 br




pumpkin
wall 600 x 1200 br

nimbus
floor 600 x 600 br
shower 1200 x 2780 br (6mm)



pumpkin
600 x 600 br

PUMPKIN



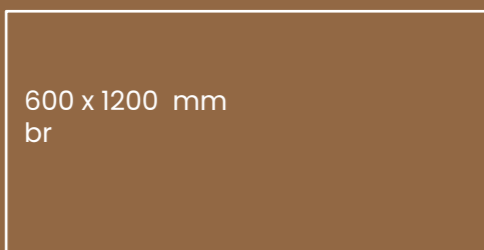
PUMPKIN
600 x 1200 mm br



9 mm



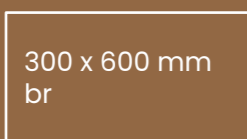
brushed R9 (br)




600 x 1200 mm
br



600 x 600 mm
br



300 x 600 mm
br



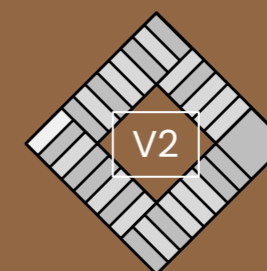
300 x 300 mm
pol
mosaico 36T



325 x 305 mm
pol
foliage



300 x 300 mm
pol
plume



BR

R9



viridium
600 x 1200 br

LM

VIRIDIUM

Viridium



viridium

floor 600 x 1200 br

nimbus

wall 1200 x 2780 br (6mm)
table

colour revolution


viridium
600 x 1200 br





viridium
600 x 1200 br

VIRIDIUM



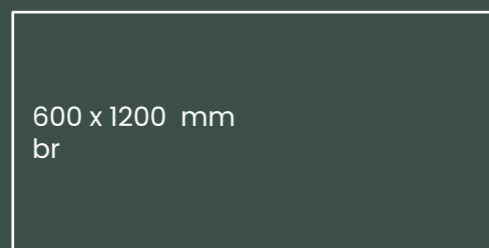
VIRIDIUM
600 x 1200 mm br



9 mm



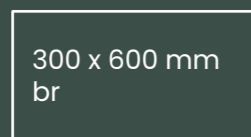
brushed R9 (br)




600 x 1200 mm
br



600 x 600 mm
br



300 x 600 mm
br



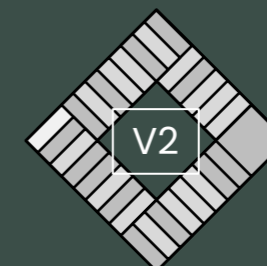
300 x 300 mm
pol
mosaico 36T



325 x 305 mm
pol
foliage



300 x 300 mm
pol
plume



V2



LEED
COMPLIANT




R9

SKID
RESISTANCE


BR

DÈCOR OPTIONS


MOSAICO 36T
300 X 300 mm




palladium



afterglow




nimbus



excalibur



king




venom



indio




pumpkin




viridium


FOLIAGE
323 X 305 mm




palladium




afterglow




nimbus




excalibur




king




venom



indio



pumpkin



viridium

PLUME
300 X 300 mm



palladium



afterglow



nimbus



excalibur




king




venom



indio



pumpkin



viridium


SPECIFIC MEASURES FOR LAYING SLABS OF 6 MM THICKNESS ON THE FLOOR.

6 mm slabs may only be used as flooring in residential and commercial environments that are subject to light traffic, and furthermore, in spaces where there is no circulation of heavy loads or hard-tyre trolleys.

Thanks to the reduced thickness, the 6 mm slabs are a good solution for laying over pre-existing floors or tiling in marble, natural stone or ceramics, and avoid the necessity of demolishing the underlying floor. Such pre-existing flooring must, however, be even, stable, rigid and without breakages. Even if the floor conforms to all the above conditions, it is still necessary to evaluate the suitability of the underlying layer. If there are any doubts, the need for demolition and / or the use of traditional thickness must be evaluated.

Successful laying of 6 mm slabs on a screed depends greatly on the skill with which it is laid, on its being left to cure completely and on the careful calculation of the appropriated junctures for expansion as well as being laid with due expertise. As a result, in these cases, we recommend the use of a traditional thickness porcelain stoneware.

In general, when laying a floor of 6 mm thick slabs, the adhesive must be applied using the double bonding technique, aimed at ensuring the perfect distribution of the adhesive to guarantee the best bond, avoiding the presence of any hollows that could cause breakages.

		standard	international standards EN14411 - G	average values
 DIMENSIONS	sides	EN ISO 10545-2	± 0.3% max (± 1.0 mm max)	complying
	thickness	EN ISO 10545-2	± 0.5% max (± 0.5 mm max)	complying
	straightness of sides	EN ISO 10545-2	± 0.3% max (± 0.8 mm max)	complying
	rectangularity	EN ISO 10545-2	± 0.3% max (± 1.5 mm max)	complying
	surface flatness	EN ISO 10545-2	± 0.4% max (± 1.8 mm max)	complying




BR



R 9

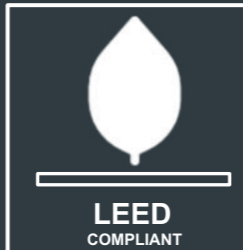
SKID
RESISTANTANCE

GR



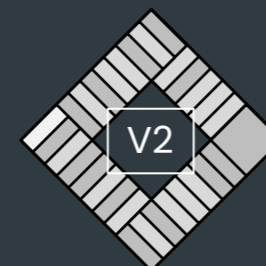
R 11

SKID
RESISTANTANCE






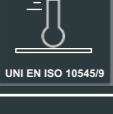

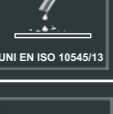




LEED

COMPLIANT




Technical characteristics

	standard	international standards EN14411 - G	average values
 WATER ABSORPTION <small>UNI EN ISO 10545/3</small>	EN ISO 10545-3	≤ 0.5%	≤ 0.1%
 FLEX RESISTANCE <small>UNI EN ISO 10545/4</small>	EN ISO 10545-4	S ≥ 700 N (< 7.5 mm) S ≥ 1300 N (> 7.5 mm) R ≥ 35N/mm ²	6 mm: S ≥ 1100 N R ≥ 45 N/mm ² 9 mm: S ≥ 2400 N R ≥ 48 N/mm ² 20 mm: S ≥ 12500 N R ≥ 48 N/mm ²
 COEFFICIENT OF RESTITUTION (COR) <small>UNI EN ISO 10545/5</small>	EN ISO 10545-5	declared value	> 0.80
 DEEP ABRAISION RESISTANCE <small>UNI EN ISO 10545/6</small>	EN ISO 10545-6	≤ 175 mm ³	< 150 mm ³
 COEFFICIENT OF THERMAL LINEAR EXPANSION <small>UNI EN ISO 10545/8</small>	EN ISO 10545-8	-	$\alpha = 6.6 \times 10^{-6} \text{ } ^\circ\text{C}^{-1}$
 THERMAL SHOCK RESISTANCE <small>UNI EN ISO 10545/9</small>	EN ISO 10545-9	passed according to EN ISO 10545-1	no damage
 FROST RESISTANCE <small>UNI EN ISO 10545/12</small>	EN ISO 10545-12	passed according to EN ISO 10545-1	no damage
 CHEMICAL RESISTANCE <small>UNI EN ISO 10545/13</small>	EN ISO 10545-13	UB min	A-LA-HA resistant
 STAIN RESISTANCE <small>UNI EN ISO 10545/14</small>	EN ISO 10545-14	declared value	5 resistant
 LEAD & CADMIUM DISCHARGE <small>UNI EN ISO 10545/15</small>	EN ISO 10545-15	declared value	< than instrument limit

“”
Ceramics of Italy

100%
MADE IN ITALY

	test method	international standards	average values	
			br	gr
 ASSESSMENT OF SLIP RESISTANCE	DM. 236/89 BCRA	> 0.40	> 0.40	> 0.40
	ANSI A326.3	wet & dry	≥ 0.42	≥ 0.55
	AS 4586	-	P2	P5
	DIN 51130	-	R9	R11
	DIN 51097	-	-	A+B+C
	UNE 41901	≥ CL1	CL1	CL3
	BS 7976 sl.96-4S	wet & dry	-	≥ 0.36
	BS 7976 sl.55-TRL	wet & dry	-	≥ 0.36

metal effect
LMC COLLECTION
EMOTION OF *M*ETAL



STONEGRES

Stonegres Limited
20-22 Wenlock Road
London
N1 7GU
tel: 020 8943 3154

info@stonegres.co.uk | www.stonegres.co.uk