



PAPIER

Be free, be wild, be nature.

glamour
collection

NEW PERSPECTIVES

the collection

Stunning surfaces in porcelain stoneware transforming any environment into a beautiful and enticing living space.

PAPIER is a project that creates amazing pictorial scenarios and influences creativity towards new inspirations.

The PAPIER collection encompasses a series of floral and plant-themed subjects with a contemporary allure, an authentic Botanic Style.

Create a totally immersive experience between nature and modernity.

A visual escape to reconnect with nature.

Available in sizes of 1200x2780 mm and 600x1200mm, PAPIER is the result of extensive stylistic research, also in terms of combinability. The possibilities to combine them with other collections are infinite, leading to a harmonious space and offering solutions that elevate the ambience of each project.

new perspectives



AQUARELLE ROSE P.3



AQUARELLE VERT P. 6



AURORA P.9




CAMILLE P. 12



CAMILLE GOLD P. 15



CAMILLE ROSE P. 18



COROLLE P. 21



ENCANTO P. 24



COLOURS



ENCANTO GOLD P. 27



ESPOIR CHAUD P. 31




ESPOIR FROID P. 34



JARDIN P. 37



MERVEILLE P. 41



NUAGES P. 44



PALM P. 47



SOLEIL P. 50

AQUARELLE ROSE



wall: 1200 x 2780 hn (6mm)



wall: 1200 x 2780 hn (6mm)



wall: 1200 x 2780 hn (6mm)


MATCHING IDEAS




PERFECT GC (CEMENT RESIN)




CLASSIC GC (CEMENT RESIN)




BASIC JP (WOOD)



WILD JP (WOOD)



MELK NR (LIMESTONE)



GRAY FLOW WF (SLATE)

AQUARELLE ROSE



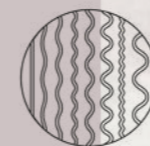
AQUARELLE ROSE

1200 x 2780 mm hn (6mm)

SIZES & FINISHES



6 mm



honed (hn)



1200 x 2780 mm
hn

Three graphic pattern for continuous laying



HN

WALL TILE

AQUARELLE VERT

wall: 1200 x 2780 hn (6mm)

wall: 1200 x 2780 hn (6mm)


MATCHING IDEAS




wall: 1200 x 2780 hn (6mm)



IDEAL GC (CEMENT RESIN)




CLASSIC GC (CEMENT RESIN)




VIRIDIUM LM (METAL)



ORSI SL (QUARTZ)



ALMOND CT (WOOD)



BASIC JP (WOOD)

AQUARELLE VERT



AQUARELLE VERT

1200 x 2780 mm hn (6mm)


SIZES & FINISHES



6 mm




honed (hn)



1200 x 2780 mm
hn

Three graphic pattern for continuous laying



WALL TILE




AURORA

wall: 600 x 1200 hn

MATCHING IDEAS




wall: 600 x 1200 hn




OCRA AS (CEMENT RESIN)



FANCY CL (CEMENT RESIN)




CALACATTA GOLD CP (MARBLE)



MEDITERRANEA EY (LIMESTONE)



ONYKS JW (MARBLE)



OKEN NR (LIMESTONE)

AURORA



AURORA

wall: 600 x 1200 mm hn

SIZES & FINISHES



9 mm



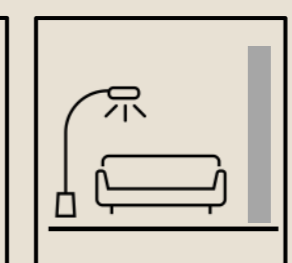
honed (hn)

600 x 1200 mm
hn

Single graphic pattern for continuous laying



HN



WALL TILE

CAMILLE




wall: 600 x 1200 hn


MATCHING IDEAS




wall: 600 x 1200 hn




TRUST CL (CEMENT RESIN)



CALACATTA GOLD CP (MARBLE)




BASIC JP (WOOD)



COOL JP (WOOD)



MELK (LIMESTONE)



NATURAL BL (LIMESTONE)

CAMILLE



CAMILLE

wall: 600 x 1200 mm hn

SIZES & FINISHES



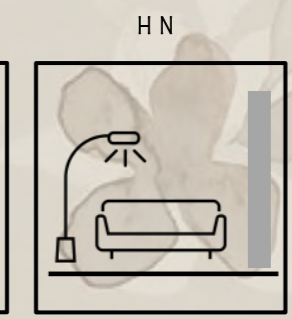
9 mm



honed (hn)

600 x 1200 mm
hn

Single graphic pattern for continuous laying



WALL TILE

CAMILLE GOLD



wall: 1200 x 2780 hn (6mm)




wall: 1200 x 2780 hn (6mm)

MATCHING IDEAS




wall: 1200 x 2780 hn (6mm)



GREY SB (LIMESTONE)




BEIGE CATALAN EY (LIMESTONE)




COOL JP (WOOD)



CAMP JP (WOOD)



PALLADIUM LM (METAL)



AFTERGLOW LM (METAL)

CAMILLE GOLD



CAMILLE GOLD

1200 x 2780 mm hn (6mm)

SIZES & FINISHES



6 mm




honed (hn)



1200 x 2780 mm
hn

Single graphic pattern for continuous laying



WALL TILE

CAMILLE ROSE



wall: 1200 x 2780 hn (6mm)




wall: 1200 x 2780 hn (6mm)


MATCHING IDEAS




wall: 1200 x 2780 hn (6mm)




CALM CL (CEMENT RESIN)




MASTER JP (WOOD)




MELK (LIMESTONE)



AFTERGLOW LM (METAL)



IVORY SB (LIMESTONE)



BEIGE CATALAN EY (LIMESTONE)

CAMILLE ROSE



CAMILLE ROSE

1200 x 2780 mm hn (6mm)

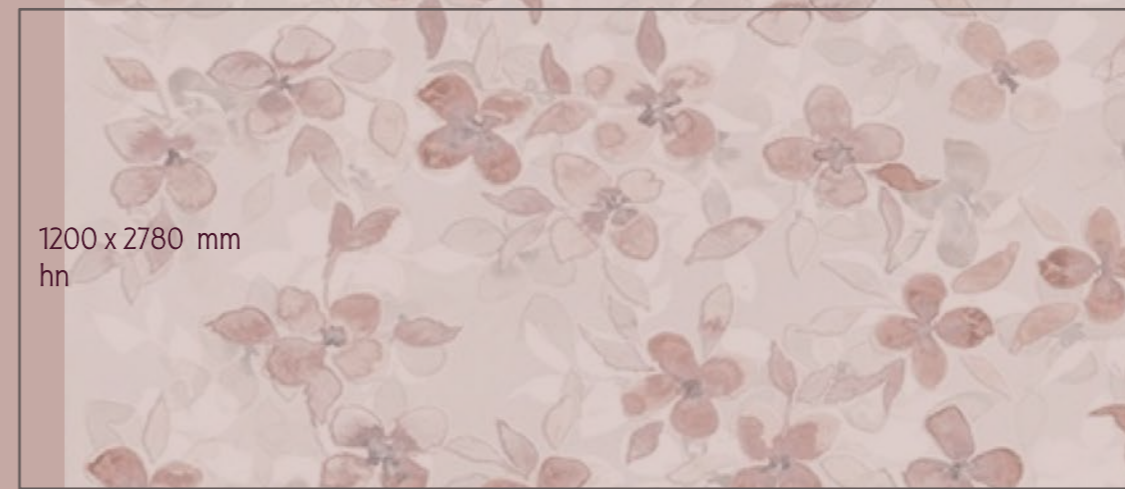
SIZES & FINISHES



6 mm




honed (hn)



1200 x 2780 mm
hn

Single graphic pattern for continuous laying



WALL TILE

COROLLE




wall: 600 x 1200 hn

wall: 600 x 1200 hn

MATCHING IDEAS



wall: 600 x 1200 hn



CALM CL (CEMENT RESIN)




DELIGHT CL (CEMENT RESIN)




PERFECT GC (CEMENT RESIN)



IDEAL GC (CEMENT RESIN)



RAYMI JW (MARBLE)



WHITE BL (LIMESTONE)

CORELLE



CORELLE

1200 x 1200 mm hn

SIZES & FINISHES



9 mm



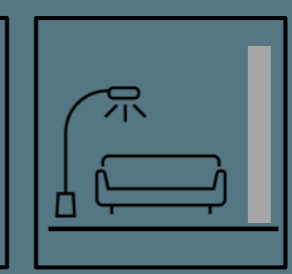
honed (hn)

600 x 1200 mm
hn

Two graphic pattern for continuous laying



HN



WALL TILE



wall: 600 x 1200 hn




ENCANTO


MATCHING IDEAS




CALM CL (CEMENT RESIN)




STATUARIO EXTRA CP (MARBLE)



MOONLESS JW (MARBLE)



BASIC JP (WOOD)



COTTON BA (WOOD)

ENCANTO

SIZES & FINISHES



ENCANTO

600 x 1200 mm hn



9 mm




honed (hn)

600 x 1200 mm
sp

Single graphic pattern for continuous laying



HN



WALL TILE

ENCANTO GOLD

Juice Pleasure

wall: 1200 x 2780 hn (6mm)



wall: 1200 x 2780 hn (6mm)



wall: 1200 x 2780 hn (6mm)




wall: 1200 x 2780 hn (6mm)


MATCHING IDEAS




wall: 1200 x 2780 hn (6mm)




WHITE RI (SLATE)



STATUARIO EXTRA CP (MARBLE)



MOONLESS JW (MARBLE)



SUNI JP (WOOD)



NATURAL CT (WOOD)

ENCANTO GOLD



ENCANTO GOLD

1200 x 2780 mm hn (6mm)


SIZES & FINISHES



6 mm



honed (hn)



1200 x 2780 mm
hn

Single graphic pattern for continuous laying



WALL TILE

ESPOIR CHAUD




wall: 1200 x 2780 pol (6mm)


MATCHING IDEAS



wall: 1200 x 2780 pol (6mm)



CALACATTA GOLD CP (MARBLE)



BASIC JP (WOOD)




HAV NR (LIMESTONE)



OKEN NR (LIMESTONE)



TRUST CL (CEMENT RESIN)



AFTERGLOW LM (METAL)

ESPOIR CHAUD



ESPOIR CHAUD
1200 x 2780 mm pol (6mm)


SIZES & FINISHES



6 mm

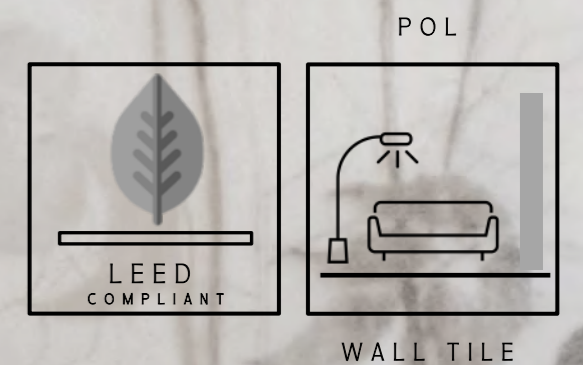


polished (pol)



1200 x 2780 mm
pol

Three graphic pattern for continuous laying



ESPOIR FROID



wall: 1200 x 2780 pol (6mm)




wall: 1200 x 2780 pol (6mm)

MATCHING IDEAS



DELIGHT CL (CEMENT RESIN)



PERFECT GC (CEMENT RESIN)




IDEAL GC (CEMENT RESIN)



ABSOLUTE GC (CEMENT RESIN)



HAV NR (LIMESTONE)



GRAPHITE RI (SLATE)

ESPOIR FROID




ESPOIR FROID

1200 x 2780 mm pol (6mm)


SIZES & FINISHES



6 mm

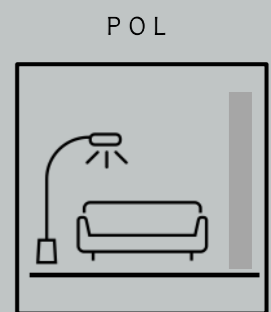



polished (pol)



1200 x 2780 mm
pol

Three graphic pattern for continuous laying





JARDIN

wall: 600 x 1200 hn



wall: 600 x 1200 hn




wall: 600 x 1200 hn

MATCHING IDEAS




wall: 600 x 1200 hn




CALM CL (CEMENT RESIN)




DESERT STONE EY (LIMESTONE)




BEIGE CATALAN EY (LIMESTONE)



WILD JP (WOOD)



AFTERGLOW LM (METAL)



INDIO LM (METAL)

JARDIN



JARDIN

600 x 1200 mm hn

SIZES & FINISHES



9 mm



honed (hn)

600 x 1200 mm
hn

Single graphic pattern for continuous laying



HN



WALL TILE

MERVEILLE



wall: 600 x 1200 hn


MATCHING IDEAS



wall: 600 x 1200 hn




CALM CL (CEMENT RESIN)



DELIGHT CL (CEMENT RESIN)




STATUARIO EXTRA CP (MARBLE)




MEDITERRANEA EY (LIMESTONE)




GALWAY GREEN WL (MARBLE)



MASTER JP (WOOD)



AFTERGLOW LM (METAL)



VIRIDIUM LM (METAL)

MERVEILLE




MERVEILLE

600 x 1200 mm hn

SIZES & FINISHES



9 mm




honed (hn)

600 x 1200 mm
hn

Two graphic pattern for continuous laying



HN



WALL TILE

NUAGES



wall: 600 x 1200 hn




wall: 600 x 1200 hn

MATCHING IDEAS



PALLADIUM LM (METAL)



NIMBUS LM (METAL)



EXCALIBUR LM (METAL)



INDIO LM (METAL)



RAYMI JW (MARBLE)



GREY RI (SLATE)

wall: 600 x 1200 hn


NUAGES



NUAGES

600 x 1200 mm hn

SIZES & FINISHES



9 mm



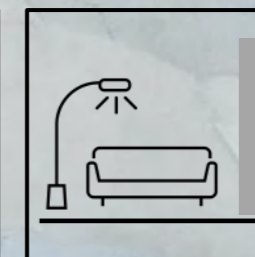
honed (hn)

600 x 1200 mm
hn

Single graphic pattern for continuous laying



HN



WALL TILE



wall: 600 x 1200 hn

PALM




wall: 600 x 1200 hn


MATCHING IDEAS



LAPIS AS (CEMENT RESIN)




CALM CL (CEMENT RESIN)




STATUARIO EXTRA CP (MARBLE)



MEDITERRANEA EY (LIMESTONE)



TRAVERTINO LIGHT EY (MARBLE)



GOLD CATALAN EY (LIMESTONE)



MASTER JP (WOOD)

PALM




PALM

600 x 1200 mm hn

SIZES & FINISHES



9 mm



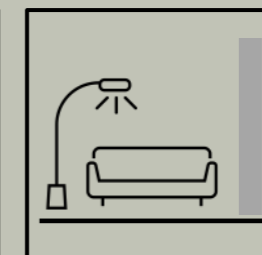
honed (hn)

600 x 1200 mm
hn

Single graphic pattern for continuous laying



HN



WALL TILE



SOLEIL



wall: 600 x 1200 hn

wall: 600 x 1200 hn

MATCHING IDEAS



CALM CL (CEMENT RESIN)



WHITE CRYSTAL CP (MARBLE)



ONYKS JW (MARBLE)



MELK NR (LIMESTONE)



HAV NR (LIMESTONE)



OKEN NR (LIMESTONE)

SOLEIL




SOLEIL

600 x 1200 mm

SIZES & FINISHES



9 mm



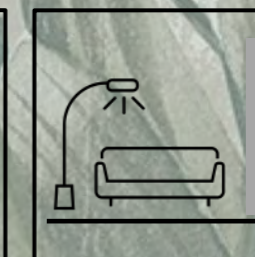
honed R9 (hn)

600 x 1200 mm
hn

Two graphic pattern for continuous laying



HN



WALL TILE

WHERE PAPIER CAN BE USED:

The PAPIER range can be used for both indoor and outdoor walls, in commercial and residential settings, as well as to tile shower enclosures or other areas subject to high temperatures and steam. The Jardin, Encanto, Palm, Camille, Nuages, Aquarelle Rose, Aquarelle Vert and Aurora tiles can also be used on floors. We strongly advise against the use of all the other tiles not mentioned on floors, to avoid damaging the product.

technical characteristics

LAYING INSTRUCTIONS:

PAPIER can be laid using a traditional glue for porcelain stoneware, following standard laying procedures and indications for the size selected and specific intended use.


CLEANING AND MAINTENANCE:

PAPIER can be cleaned using traditional products for porcelain stoneware, with the exception of Merveille, Soleil, Corolle, Encanto Gold, Camille Gold, Camille Rose, Espoir Chaud and Espoir Froid, created with surface applications or selected raw materials. For these tiles, we recommend avoiding the use of any kind of abrasive products during installation or for cleaning, to avoid damaging the surface. Ordinary cleaning should be carried out exclusively using a soft cloth and products with a neutral pH, to avoid dulling or scratching (no acids or bases).



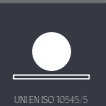



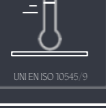

It is important to note that slabs 6 mm in thickness may only be used as flooring in residential and commercial environments that are subject to light traffic, and furthermore, in contexts where there is no circulation of heavy loads or hard-tyre trolleys. The 6 mm slabs are a good solution for laying over pre-existing floors or tiling in marble, natural stone or ceramics, and avoid the necessity of demolishing the underlying floor. Such pre-existing flooring must, however, be even, stable, rigid and without breakages. Even if the floor conforms to all the above conditions, it is still necessary to evaluate the suitability of the underlying layer. If there are any doubts, the need for demolition and/or the use of traditional thickness must be evaluated.

Successful laying of 6 mm slabs on a screed depends greatly on the skill with which it is laid, on its being left to cure completely and on the careful calculation of the appropriated junctures for dilation as well as being laid with due expertise. As a result, we recommend the use of a traditional thickness porcelain stoneware. In general, when laying a floor of 6 mm thick slabs, the adhesive (to be selected based on the characteristics of the construction) must be applied using the double bonding technique, aimed at ensuring the perfect distribution of the adhesive to guarantee the best bond, avoiding the presence of any hollows that could cause breakages.

STANDARD – EN 14411 - G



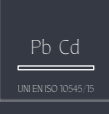
		standard	international standards	average value
 DIMENSIONS	length & width	EN ISO 10545-2	$\pm 0.3\%$ max (± 1.0 mm)	complying
	thickness	EN ISO 10545-2	$\pm 0.5\%$ max (± 0.5 mm)	complying
	linearity	EN ISO 10545-2	$\pm 0.3\%$ max (± 0.8 mm)	complying
	rectangularity	EN ISO 10545-2	$\pm 0.3\%$ max (± 1.5 mm)	complying
	surface flatness	EN ISO 10545-2	$\pm 0.4\%$ max (± 1.8 mm)	complying


STANDARD – EN 14411 - G

	standard	required standards	value		
			pol (GL)	hn (UGL)	hn (GL)
 WATER ABSORPTION <small>UNI EN ISO 10545-3</small>	EN ISO 10545-3	≤ 0.5%	≤ 0.1%		
 FLEX RESISTANCE <small>UNI EN ISO 10545-4</small>	EN ISO 10545-4	$S \geq 700 \text{ N} (< 7.5 \text{ mm})$ $S \geq 1300 \text{ N}$ (thickness > 7.5 mm) $R \geq 0.48 \text{ N/mm}^2$	$S \geq 1.100 \text{ N}$ $R 48 \text{ N/mm}^2$		
 IMPACT RESISTANCE <small>UNI EN ISO 10545-5</small>	EN ISO 10545-5	declared value	> 0.80		
 DEEP ABRAISION RESISTANCE <small>UNI EN ISO 10545-6</small>	EN ISO 10545-6	≤ 175 mm ³	< 150 mm ³		
 ABRAISION RESISTANCE <small>UNI EN ISO 10545-7</small>	EN ISO 10545-7	-	PEI 3	-	-
 COEFFICIENT OF THERMAL LINEAR EXPANSION <small>UNI EN ISO 10545-8</small>	EN ISO 10545-8	-	α $6.2 \cdot 10^{-6} \cdot \text{C}^{-1}$		
 THERMAL SHOCK RESISTANCE <small>UNI EN ISO 10545-9</small>	EN ISO 10545-9	pass according EN ISO 10545-1	no damage		
 FROST RESISTANCE <small>UNI EN ISO 10545-12</small>	EN ISO 10545-12	pass according EN ISO 10545-1	no damage		

“Ceramics of Italy”

100%
MADE IN ITALY

	standard	required standards	value		
			pol (GL)	hn (UGL)	hn (GL)
 CHEMICAL RESISTANCE	EN ISO 10545-13	B min.	A LA	A LA HA	A
 STAIN RESISTANCE	EN ISO 10545-14	declared value	Class 5 resistant	Class 5 resistant	Class 5 resistant
 LEAD & CADMIUM DISCHARGE	EN ISO 10545-15	declared value	< than instrument limit		

	standard	required standards	value		
			pol (GL)	hn (UGL)	hn (GL)
 ASSESSMENT OF SLIP RESISTANCE	DIN 51130	-	-	R9	-
	DIN 51097	-	-	-	-
	BS7976-sl.96-4S	wet & dry	-	-	-
	B.S 7976 sl. 55-TRL	wet & dry	-	-	-
	AS4586	-	-	P2	-
	ANSI A326.3	wet & dry	-	≥ 0.42	-
	DM 236/89 BCRA	≥ 0.40	-	≥ 0.40	-
	UNE 41901	≥ CL1	-	CL1	-

pol (GL) espoir chaud / espoir froid

hn (UGL) jardin / encanto / palm / camille / nuages / aquarelle rose / aquarelle vert / aurora

hn (GL) encanto gold / camille gold / merveille / soleil / corolle

PAPIER

glamour
collection



STONEGRES

Stonegres Limited
20-22 Wenlock Road
London
N1 7GU

tel: 020 8943 3154

info@stonegres.co.uk | www.stonegres.co.uk